

# HISTORICALLY SPEAKING ALASKA

## TABLE OF CONTENTS

<b>ABOUT THIS KIT</b>	<b>1</b>
<b>ALASKA JOURNAL</b>	<b>2-16</b>
<b>WORKS CITED</b>	<b>17</b>
<b>PATCH PROGRAM</b>	<b>18</b>
<b>REQUIREMENTS</b>	<b>19</b>
<b>ORDER FORM</b>	<b>20-21</b>

## ABOUT THIS 'HISTORICALLY SPEAKING' KIT

This **kit** was created to assist you or your group in completing the 'Alaska Patch Program.'

**Kit** are books written to specifically meet each requirement in a state's patch program and help individuals earn the associated patch.

All of the information has been researched for you already and collected into one place.

Included are maps, crafts, games, stories, recipes, coloring sheets, songs, language sheets, and other educational

information. These materials can be reproduced and distributed to the individuals completing the program.

Any other use of these programs and the materials contained in them is in direct violation of copyright laws.

If you have any questions, please feel free to contact Patchwork Designs, Inc. using any of the methods listed below.



## ORDERING AND CONTACT INFORMATION

After completing the 'Alaska Patch Program', you may order the patch through Patchwork Designs, Incorporated. You may place your order in one of the following ways:

### Mail

*Checks and Money Order:*  
Please send checks and money orders, payable to Patchwork Designs, Inc. to:  
Patchwork Designs, Inc.  
8421 Churchside Drive  
Gainesville, VA 20155

### Credit Card

Telephone your MasterCard or Visa order to (703)743-9948. Leave your order and credit card number on our secure line.

### Fax

Using these same card types, you may also fax your order to (703) 743-9942.

### Questions

*orders@patchworkdesigns.net*  
Provide us with your mailing address and phone number and you will be contacted with credit card information. If you

are a return customer and we have a valid card on file that you would like to re-use, then state "card on file". Please do not send us your credit card information through email; email is not secure.

### Online Store

Effective November 2006, customers may also order online through Patchwork Designs' website at:  
[www.patchworkdesigns.net](http://www.patchworkdesigns.net)

All information is secure.

**WRITTEN BY  
CHERYLE OANDASAN**  
EDITED BY KIRK RAYMOND

©COPYRIGHT © 2004/  
2012

ALL TEXT, GRAPHICS,  
AUDIO, DESIGN, SOFTWARE OF AND OTHER  
WORKS ARE THE COPYRIGHTED WORKS OF  
PATCHWORK DESIGNS,  
INC.

ALL RIGHTS  
RESERVED.




10) In the winter of 1909, two miners climbed without ropes to the south peak of Mt. McKinley. This was called the "sourdough expedition". Choose two land formations in Alaska to learn more about. Examples include: fjord, caldera, tundra, permafrost, gorge, volcano, seacoast, bush, swamp, glacier, mountain, or plateau.

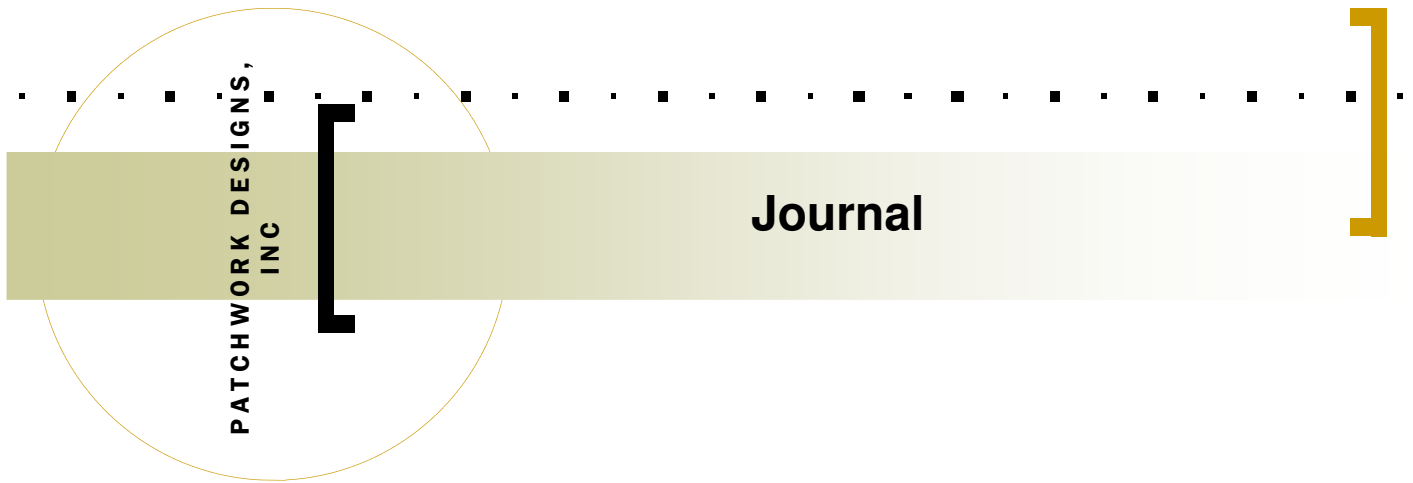


11) In 1880, Joe Juneau and Dick Harris struck it rich when they found gold in the Alaskan hinterlands. A major gold find along the Klondike River in 1896 caused a full fledged gold rush. Thousands of prospectors flooded to Alaska to search for gold. Name three things made of gold, pan for gems or gold, visit or learn more about Klondike Gold Rush National Park, or create a treasure map for a hidden gold treasure.

12) There are several national parks and one zoo in Alaska. Go on a zoo safari at the Alaska Zoo or visit their internet site OR visit a national park and participate in a program or go on a nature hike. Choose TWO animals, trees, OR flowers to learn more about.

13) Every summer wild berries are picked and preserved to create wonderful recipes and pies. Alaska is also well known for its multitude of fresh seafood served in restaurants and homes across Alaska. Try a recipe or food that is typically served in Alaska. Examples of foods are salmon, crab cakes, blueberry muffins, pecan scones, corn fritters or sourdough pancakes. <http://www.alaskawildland.com/alaska-recipes.htm>





## Table of Contents

*This section will outline each page and list the requirements the pages fulfill*

Many of the requirements of the patch program are covered in this journal. You may wish to copy the following items and staple them together in a book format for the participants, creating an Alaska Journal. Only three requirements are required to earn the patch.

1. 'Alaska Journal' Cover Sheet
2. Map of the United States of America and Alaskan Flag *(meets Requirement #1)*
3. Alaskan Symbols *(meets Requirement #1)*
4. Arctic Animal Information *(meets Requirement #3)*
5. Dog Sled Race Information and Activity *(meets Requirement #4)*
6. Northern Lights Coloring Page *(meets Requirement #5)*
7. Alaska Topography Crossword Puzzle *(meets Requirement #10)*
8. North Pole Letter *(meets Requirement #12)*
9. Alaskan Language Sheet *(meets Requirement #2)*
10. Native Alaskan Culture Information *(meets Requirement #2)*
11. Outdoor Activity Sheet *(meets Requirement #6 )*
12. Alaskan Hopscotch *(meets Requirement #6 )*
13. Answer Keys

Activity sheets or craft patterns included in this kit cover requirements 1, 2, 3, 4, 5, 6, 9, and 10. Choose items for the participants to complete according to their age level or interests. In addition to these requirements, the kit contains information to complete all of the requirements listed in the patch program. If you have any questions, please contact us.

Telephone : (703) 743-9948.

Fax: (703) 743-9947.

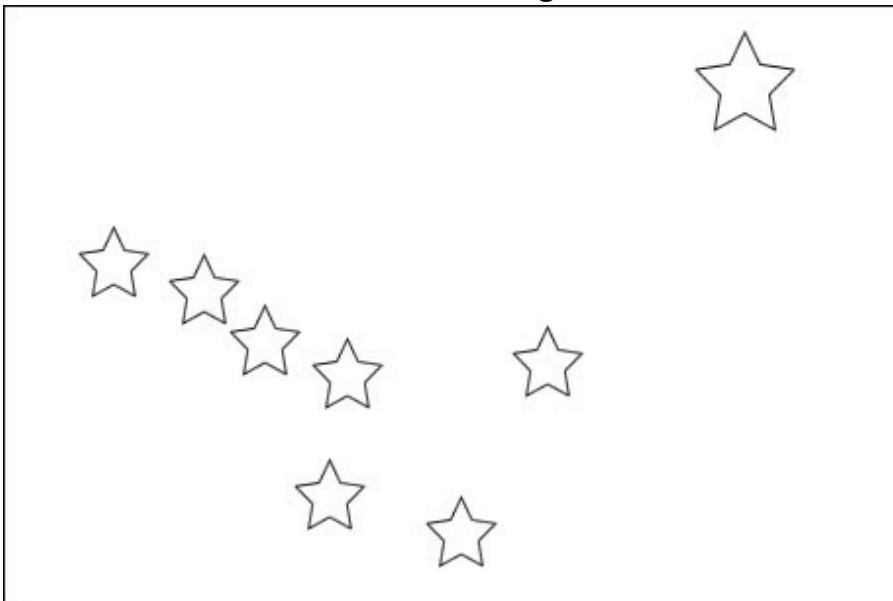
Email: [orders@patchworkdesigns.net](mailto:orders@patchworkdesigns.net)



In the 1700's Russian explorers discovered Alaska and began to use the land for trapping and trading fur. In 1867, the United States acquired Alaska for \$7.2 million dollars. Locate Alaska, the 49<sup>th</sup> state, on a USA map.



**Alaska's Flag**



*Color Key*  
 The background of the flag is blue and the stars are yellow.

- The Alaskan Flag has a blue field with eight yellow stars.
- The seven smaller stars represent the Big Dipper and the large star represents the North Star.
- It was designed in 1926 by a 13-year-old Native American boy named Bennie Benson.
- Bennie was from the village of Chignik; he won a \$1,000 scholarship and a watch for creating the winning design.

# State Outline and Symbols



**KEY FOR MAP**  
 ★ = Capital  
 Color Alaska and the islands **green**. Color Canada **red**. Color Russia **yellow**. Color the ocean **blue**.



*Willow Ptarmigan, Alaska's State Bird*  
 This bird's feathers are brown and his beak is yellow. His feet are black.





*Alpine Forget-Me-Not, Alaska's State Flower*  
 Color the petals of this flower **blue**, the centers of the flower **yellow**, and the leaves and stem **green**.

Did you know that one-third of Alaska is located in the Arctic Circle? The Arctic is covered with ice and snow for most of the year. Animals that live in Alaska's Arctic region must be able to survive long winters and very cold temperatures.

**Read the captions from each animal. Which two animals use camouflage to survive in their environment. This means that their fur or feathers change color according to the season. Color their information bubbles yellow. Color the animals the colors that are indicated in their information bubbles.**

I am a **polar bear**. My skin is black but my thick fur is *white*. When I sneak up on my prey, I cover my nose with my paw so I blend into the snow. My paws have soft bumps on them so I can walk on the ice. I am a great swimmer. When I stand up, I am 11 feet tall and weigh 1,700 pounds. Females weigh 800 pounds and are 8 feet tall.


I am a **ptarmigan**. My feather colors change seasonally. They are *brown* in the summer. They are *white* in the winter so I can hide in the snow. I am about the size of a chicken.



I am a reindeer. My fur color is *brown*. I have antlers on my head. I shed my thick winter coat in the spring. My hoofs harden in the winter for traction on the icy terrain. I weigh 400 pounds. Females weigh 200 pounds.

I am a **harp seal**. I have *white* short, thick fur with black patches and a black face. I can weigh up to 285 pounds. I mainly eat fish.

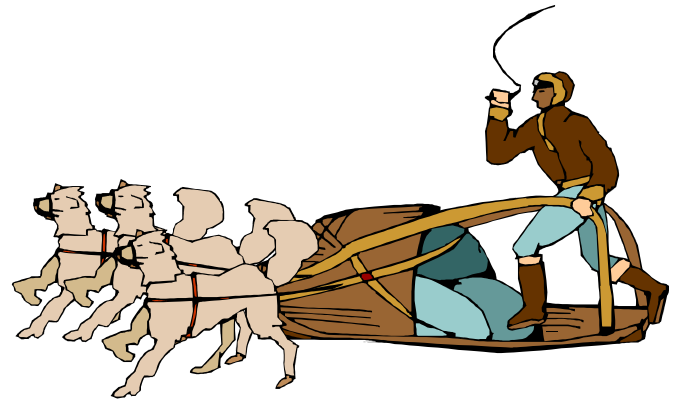
I am an **arctic fox**. My fur color changes seasonally. It is *brown* in the summer so I can hide in the grasses. It is *white* in the winter so I can hide in the snow. This makes it easy for me to hide away from my enemies or hunt for food. I live in a den. I weigh 8 pounds.





Susan Howlet Butcher was the first person to drive a dog sled team to the top Mt. McKinley, Alaska, the highest peak in North America.

Alice Smith wants to lead a her own dog sled race. Her birthday is coming up and she needs equipment to enter the dog sled races. A typical race is about 4 days.



Harness and Collars \$22.50

Balloons \$2.00

Parka \$120.00

Sled Bag \$78.00

Pillow \$15.00

Ganglines \$14.00

Flowers \$10.00

Dog Booties \$6.00

Dog Food \$12.00

Camping Gear \$120.00

Rope \$50.00

Camera \$10.00

Resha Sled \$285.00

Sheets \$20.00

Candles \$10.00

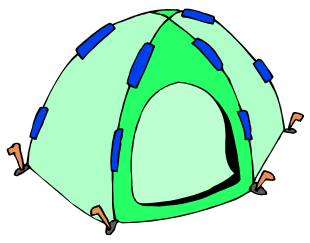


CD Player \$34.00

Paper \$2.00

Water and food \$4.00

Stamps \$1.00

Umbrella \$5.00



*Answer Key located in the back*

Total for items needed \$ \_\_\_\_\_

The Aurora Borealis or Northern Lights, brightens the 24 hour winter nights. Some observers have also called it nature's fireworks in the sky.

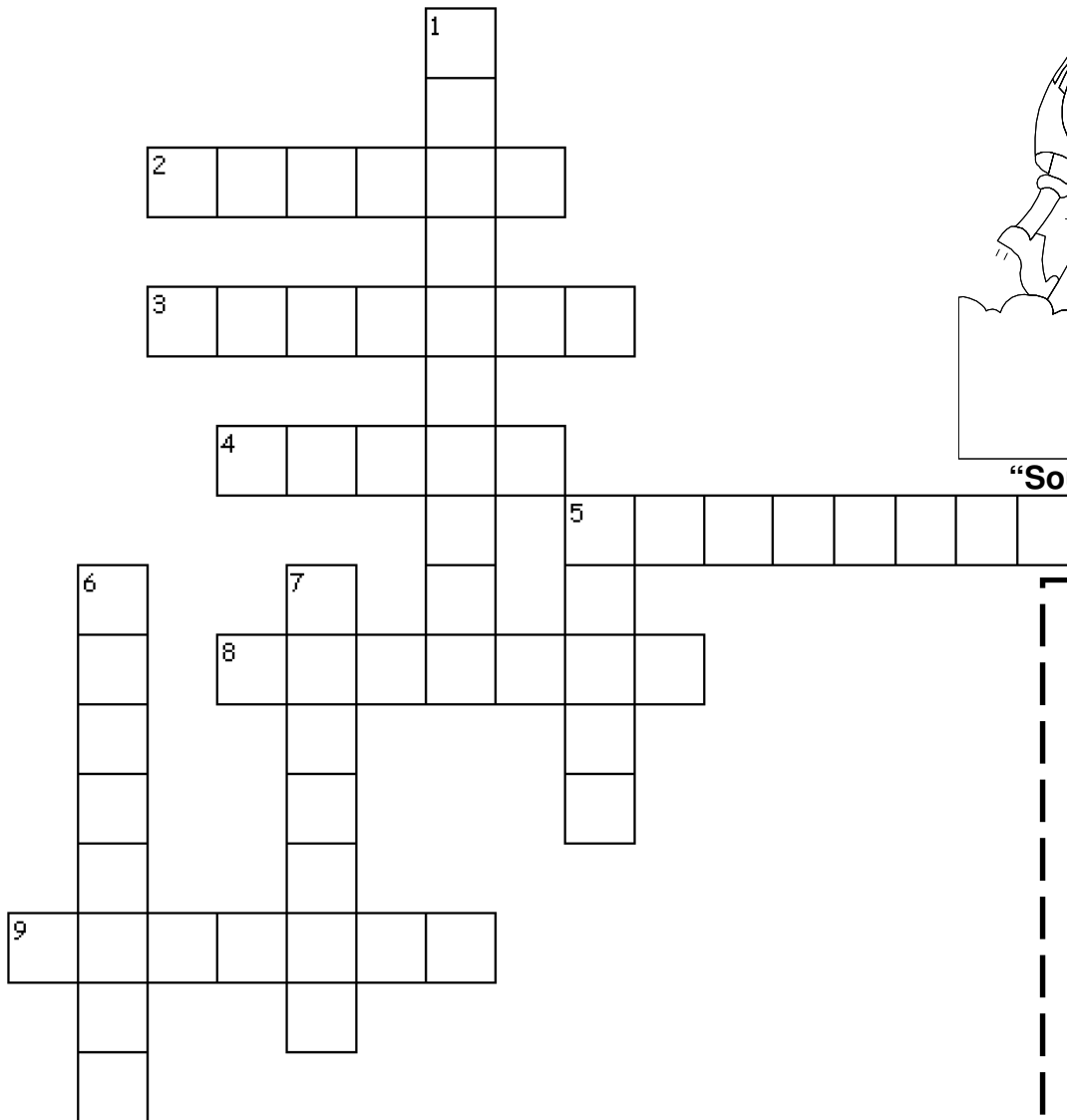
Create a picture depicting what you would like to see in the sky, or try to draw the Northern Lights yourself.

# Alaska's Topography

In the winter of 1909, two miners climbed without ropes to the south peak of Mt. McKinley. They placed a flag at the top of the peak.



“Sourdough Expedition”



- tundra
- volcano
- mountain
- fjord
- glacier
- seacoast
- plateau
- permafrost
- swamp
- caldera

**Across**

- 2. A treeless area between the icecap and the tree line of Arctic region.
- 3. An opening in the earth's crust through which molten lava is ejected.
- 4. Inlet of the sea between steep cliffs
- 5. Coastal land bordering the sea
- 8. An elevated expanse of land.
- 9. A large crater formed by volcanic lava

**Down**

- 1. Permanently frozen subsoil
- 5. A lowland region saturated with water
- 6. a natural elevation of the earth's surface having steeps and slopes
- 7. Large slow moving sheet of ice

*Date:*

*From:*

*Dear Santa Claus,*



Mail letter to:  
Santa Claus House  
101 St. Nicholas Drive  
North Pole, AK 99705





The Aleut, Tlingit, and Athabascan native groups of Alaska are talented craftspeople. They weave baskets, create pottery, totem poles, and jewelry. In the past, they lived in teepees and other types of housing created from wood and grass fibers.



Totem poles and jewelry represent the culture of the specific group.


**Create a special design below representing your family or group to be placed on a totem pole or piece of jewelry. It could be hobbies you enjoy, places you go, or items from nature.**





Kirima and Perrotsiark are braiding each others hair. They are Eskimos or Inuit and they live along the Alaskan coastline. The igloo was used in historical times and are not seen as much as before. The adults pass their heritage to the younger generations by telling stories of their past. The Eskimo language is still spoken and a few words have been displayed on this page.


***Complete the picture with other animals, snowflakes, or someone ice fishing.***



biking

hiking

white water rafting



glacier tours

dog sledding



whale watching

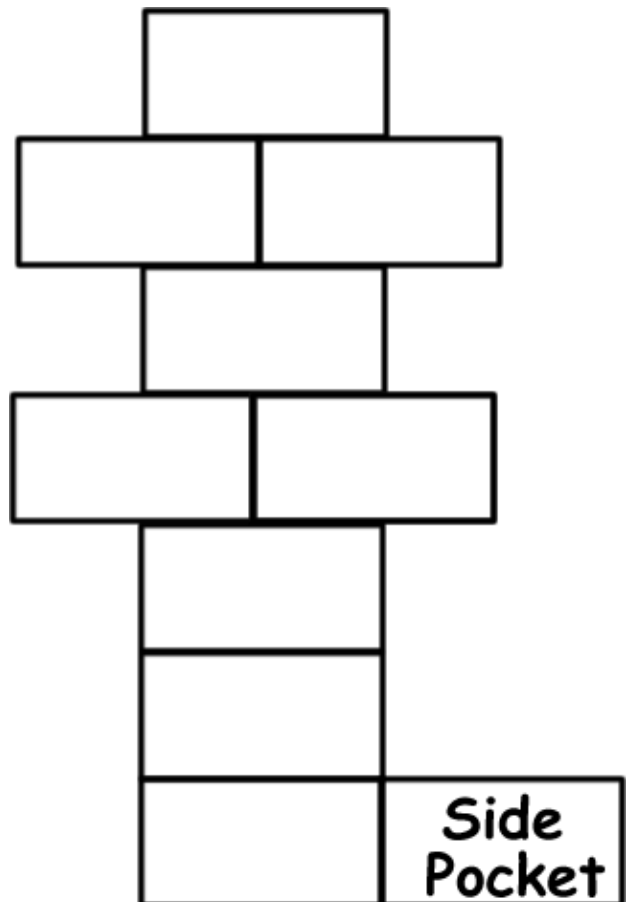
Alaska has a wide variety of outdoor activities to complete. Which one of the above outdoor activities would you like to do? Circle the words.

## Alaskan Hopscotch

### *Materials Needed:*

Pebble or puck to toss to use your marker.  
 large area to draw out the hopscotch board  
 2-10 players

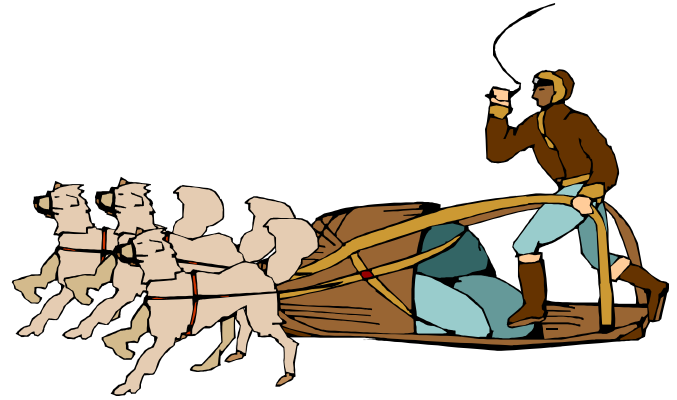
- The squares are not numbered.
- Place your marker in the first box.
- Decide which foot you want start hopping on. You can not hop on a line or a box with the marker in it. You will have to jump over the first box and hop all the way through on the same foot.
  
- When the player hops all the way back they pause at the first box, bend over and pick up the marker and hand it to the next player.
- The next player places the marker in the second box and continues the same play handing the marker to the next player.
- The next player will toss the marker it in the 3rd box and so forth.
  
- If you toss the marker on the line or it does not land in the correct box then you are out.
- The traditional way to play is without numbering the box but if the participants are young you may wish to number the boxes.
  
- Continue to play until there is only one player left.
- Using the side pocket on the board.
  
- The side pocket is used to play as a starting block for all players.
- It requires the players to hop diagonal.
- Therefore use the side pocket according to the age group that is playing.
- Otherwise just start in front of the first square.
- Continue to play as instructed above.





Susan Howlet Butcher was the first person to drive a dog sled team to the top Mt. McKinley, Alaska, the highest peak in North America.

Alice Smith wants to lead a her own dog sled race. Her birthday is coming up and she needs equipment to enter the dog sled races. A typical race is about 4 days.



use an adjustable circle collar and a properly fitted harness on the dog

Harness and Collars \$22.50

Balloons \$2.00

Parka \$120.00

Sled Bag \$78.00

Pillow \$15.00

Ganglines \$14.00

Flowers \$10.00

Dog Booties \$6.00

Dog Food \$12.00

Camping Gear \$120.00



Thick coat with a furry hood to keep warm

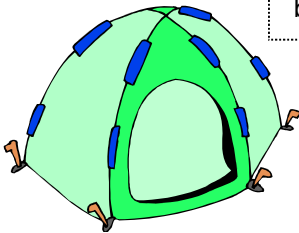
To store your equipment on the sled

Used to attach the dogs by harness

Protects dogs' feet on the sled ride

Dogs need fed daily on the 4-day trip

Tent and other materials to be used on the 4-day trip



Rope \$50.00

Camera Attach everything to your sled with rope!

Resha Sled \$285.00

Sheets \$20.00

Candles \$10.00

CD Player \$34.00

Paper \$2.00

Water and food \$4.00 (you need to eat daily)

Stamps \$1.00

Umbrella \$5.00

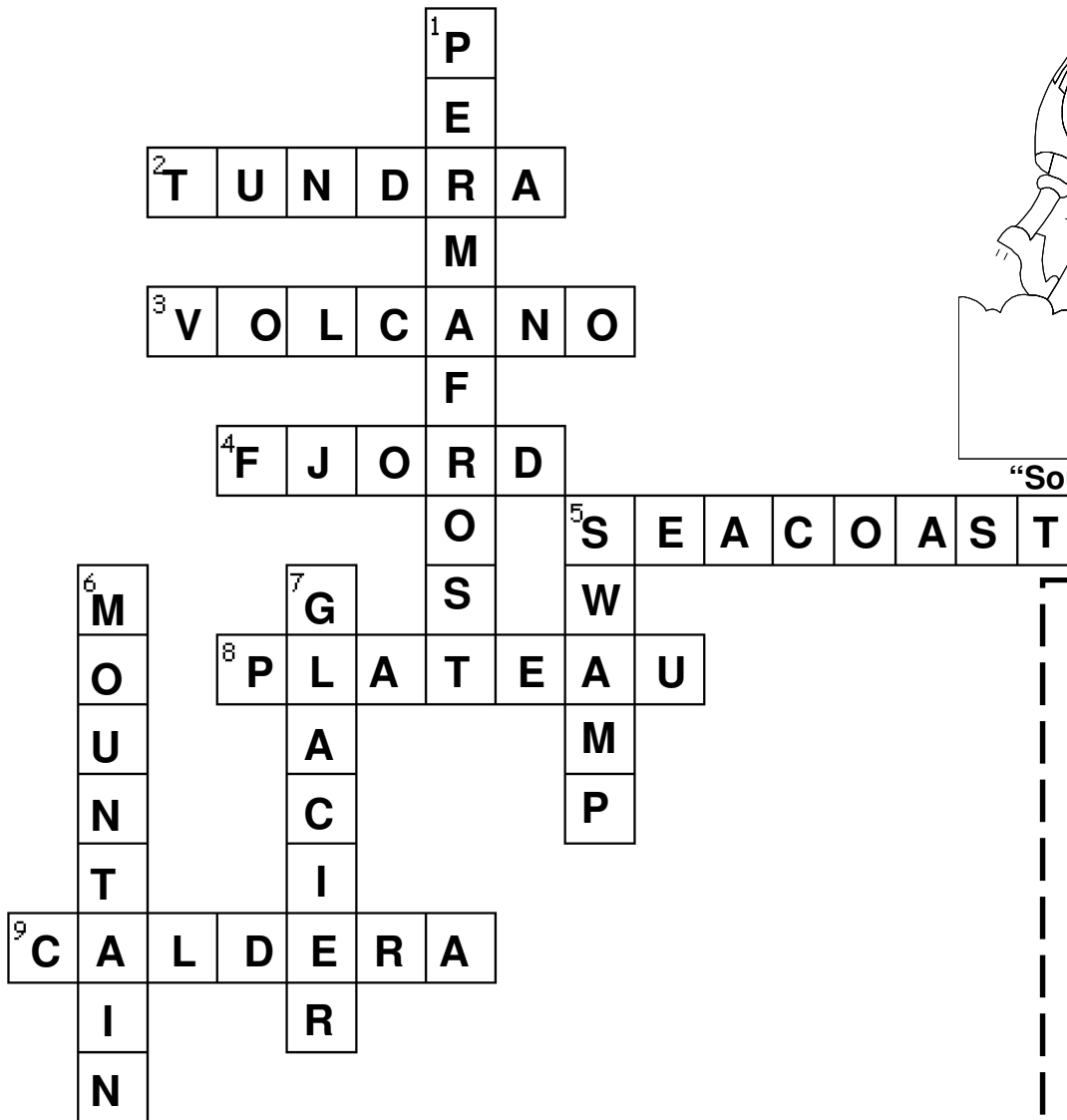


To view pictures of equipment visit the below site <http://reshaequip.com/index.html>

# ANSWER KEY

Total for items needed \$ 711.50

# Alaska's Topography ANSWER KEY



“Sourdough Expedition”

- tundra
- volcano
- mountain
- fjord
- glacier
- seacoast
- plateau
- permafrost
- swamp
- caldera

**Across**

2. A treeless area between the icecap and the tree line of Arctic region.
3. An opening in the earth's crust through which molten lava is ejected.
4. Inlet of the sea between steep cliffs
5. Coastal land bordering the sea
8. An elevated expanse of land.
9. A large crater formed by volcanic lava

**Down**

1. Permanently frozen subsoil
5. A lowland region saturated with water
6. a natural elevation of the earth's surface having steeps and slopes
7. Large slow moving sheet of ice

# RESOURCES

## Books

- The New Book of Knowledge Encyclopedia by Grolier
- The First Book of America by Louisa Somerville
- The United States of America, A State by State Guide by Millie Miller and Cyndi Nelson
- My Big Alaska Experience by Carole Marsh
- My First Pocket Guide to Alaska by Carole Marsh

## Internet

- Eskimos---<http://www.pageweb.com/kleekai/eskimo3.htm>
- Alaskan Language--<http://www.alaskool.org/Language/dictionaries/inupiaq/dictionary.htm>
- Aurora Northern Lights--Aurora Page <http://www.geo.mtu.edu/weather/aurora/>
- Alaska Activities-<http://score.rims.k12.ca.us/activity/alaska/>
- Dog sledding--<http://www.sleddog.org/>
- Alaska Recipes--<http://www.alaskawildland.com/alaska-recipes.htm>
- Alaska Attractions--<http://www.alaska.com/events/>
- Alaskan Hoptscotch - <http://library.thinkquest.org/J0110166/>
- Alaska Natives--<http://www.alaskanative.net>
- Alaska Attractions--<http://www.travelalaska.com>
- Alaska Museums--<http://www.museums.state.ak.us>
- Alaska State Parks- <http://www.dnr.state.ak.us/parks/>
- Alaska Zoo--<http://www.alaskazoo.org/>

The Internet site provides information of the animal and also a bear cam to view animals.

Patchwork Designs, Inc.

# ORDER FORM

Please complete this form and mail or fax it to:

**Patchwork Designs, Inc.**  
 8421 Churchside Drive  
 Gainesville, VA 20155  
 (703) 743-9948 PHONE  
 ( 703) 743-9942 FAX

You can add any additional items to this form that you may need. A Shipping Chart is located on the next page.

Name \_\_\_\_\_

Address \_\_\_\_\_

City \_\_\_\_\_ State \_\_\_\_\_ Zip \_\_\_\_\_

Phone (     ) \_\_\_\_\_ Referred By: \_\_\_\_\_

Email Address: \_\_\_\_\_

Discover/MasterCard/Visa# \_\_\_\_\_ - \_\_\_\_\_ - \_\_\_\_\_ - \_\_\_\_\_ or Check # \_\_\_\_\_

Expiration Date: \_\_\_\_\_ Have you ordered before? \_\_\_\_\_

Item #	Description	Quantity	Unit Price	Total Price
Alaska	Alaska Patch		\$ 1.75	\$
			\$	\$
			\$	\$
			\$	\$
			\$	\$
			\$	\$
			\$	\$
			\$	\$
			\$	\$
			\$	\$
			\$	\$
SUBTOTAL				\$
Regular Shipping & Handling ( <a href="#">view chart</a> )				\$
Special Shipping (next day, priority mail etc)				\$
TOTAL ENCLOSED				\$

8421 Churchside Drive  
Gainesville, VA 20155  
Phone: 703-743-9948  
Fax: 703-743-9942  
E-mail: orders@patchworkdesigns.net

**WWW.PATCHWORKDESIGNS.NET**

If you would prefer Priority Mail, please add \$2.00 to the \$4.99 or above shipping category.

Next day service is an average cost of \$28.00 (USPS determines the pricing according to the zone and weight.)

Patches	
1-5	\$3.55
6-20	\$4.99
21-30	\$5.99
31-50	\$6.50
51-70	\$6.99
71-100	\$9.55
101-150	\$10.55
151-200	\$13.00
201-400	\$15.99
401-500	\$17.50
Over 500	Contact us for pricing

Kits or Manuals (shipped Priority Mail)	
1	\$6.99
2	\$9.25
3-5	\$10.75
6-8	\$12.75
10-12	\$15.75
13-20	\$22.25
21-23	\$24.00
Over 24	Contact us for pricing

Kits and manuals range from 30 to 62 pages in length (except the Patch Program Book, that is over 100). Therefore if you are ordering more than 2 kits or manuals, please use the above shipping chart. Patches, bracelet kits, and stamps can be added to any order falling within that price range. Otherwise, use the highest shipping amount on the chart according to the items ordered.