



Golden Ribbon of H.O.P.E.

Patch Program Requirements

Complete ONE REQUIREMENT to earn the patch

This program was created to learn more about cancer awareness and to teach others how they can help children, patients, and families that are going through the crisis of cancer within their family.

1. Read the story of Amy, located in this booklet. You will hear about her trials and tribulations and learn how people helped her. It will encourage you to help others as well. Learn two or more important words related to cancer. Examples: chemotherapy, radiation, diagnosis, etc. Definitions are in the back of this booklet and located in the story about Amy.
2. Create an activity to show cancer awareness, such as an awareness ribbon, pin, or bracelet. An example of a pediatric awareness bracelet is located in the back of this booklet. You can create one for yourself and several for other pediatric cancer patients so they know you are thinking about them.
3. Save your change or collect items that are needed for families that someone that has been diagnosed with cancer. Common items needed are handmade blankets, toiletries, gift cards, and holiday gifts.
4. Work with an organization that assists families or research for cancer. They have a variety of programs or activities that can easily assist through your volunteer time and efforts. Examples of organizations are Ronald McDonald House, St. Jude's etc.
5. Every year a Holiday or Hero Tree event is conducted with certain organizations. Pediatric Cancer Patients, survivors, and families join together across the United States. Volunteer at special event, hospital, walkathon, special occasion, that assists cancer patients OR create bracelets, blankets, or craft items to be given out at an event.
6. Talk to a nurse, a health professional, or some that works with cancer patients so you can better understand their job and the requirements to have their job OR learn about a profession that is needed in the field of Oncology.
7. Learn more about the different types of cancer, either through books, internet, or attending an event. Name two different types of cancer and what part of the body it affects.
8. Seek out a family in your local community that you can assist that is going through cancer. Volunteer to cook meals, organize meals, make a holiday basket, collect gift cards, or create a memorable quilt from neighborhood friends.
9. Learn about time period of treatment for certain cancers, what are the effects of treatment, and remission period.

Change 4 Change—Helping Children

This program was built in conjunction to assist you in collecting change for people in need.

HOW TO COLLECT CHANGE FOR CHILDREN.



Collect your change to change a child's life. Your change will change a child's life.

Most of the families that have a child that has been diagnosed of cancer or a serious illness, one of them have to quit their job and take care of the child. Therefore, they are in need of food gift cards, gas cards, and supplies for daily living.

There are **FOUR** easy steps to complete this program.

STEP # 1

Choose a place to donate your change to. Suggestions: HK Mission, Jared Project, Mattea's Joy and Make a Wish Foundation.



Jared Project: The goal of the Jared Box Project is to lift the spirits of chronically ill children. **Donate your change online or by check or create a Jared Box.**

1. Get a shoe box size plastic storage box.
2. Decide if the box you are making is for a girl or boy. Select an age group.
3. Select items for your box.
Suggested items include: crayons, markers, coloring books, card games, puzzles, dollar-store items, silly-putty, stickers, costume jewelry and small toys.
4. Personalize and decorate your box.
5. Deliver your boxes to your local hospital.
6. Visit their website for more information.

www.thejaredbox.com

HK Mission: Healing through Kindness! We are a Mission that helps supply Activity Pouches to Sick Children in local hospitals that **Donate your change online or by check or create a pouch for sick children.**



Each Pouch Will Contain the Following:

- Multiple Activities/Toys/Crafts
- A Parent's Prayer for a Sick Child
- A Handmade Get Well Card for the child from a child

<https://www.facebook.com/pages/HK-Mission-Healing-through->

[Kindness/442750879094399?sk=info](https://www.facebook.com/matteasjoy)

Mattea's Joy: Mattea's Joy strives to bring joy while providing comfort and support to families with critically ill children.



Donate your change online or by check or donate socks to Ronald McDonald Houses or ill children.

<http://www.matteasjoy.org>

<https://www.facebook.com/matteasjoy>

Letters to Santa:

Your letter can help a child's wish come true: Drop off a letter for Santa at a local Macy's Santa Mail letterbox. For each and every stamped letter dropped off in a Santa Mail letter box through Christmas Eve, Macy's will donate \$1 to Make-A-Wish, up to \$1 million, to help grant wishes for children for the holiday season.



For more information:
www.Macys.com/Believe

STEP # 2

Each person participating starts with an **empty clean container** or jar to collect their change from family and friends. Place the label that is provided in this booklet to place on their container. [they are **not** to go door to door and solicit for donations, due to safety reasons] ++Groups can also place containers at schools, classrooms, events, etc. as long as the facility approves the project.

STEP # 3

Set a date that the change will be turned into your group, troop, or organization. [this could be 3-6 months, don't have it be too long as they will forget about it] **You could also give prizes to the top collectors of your group.**

1. **Have a location** that they will turn the container in at. A dance,

meeting, or event.

2. Once the money is collected then the organization, family, or group can:
 - **OPTION ONE: Write one check** per group that participated. If you have checks in your jar already they can be included in the batch with your group.
 - Make sure that checks are made payable to the organization you are donating to.
 - **OPTION TWO: Donate your money online at their site.** Please note if someone in your group donates money online and you are competing for a prize they can place the confirmation of the donation in the jar, for when it is counted.
 - **OPTION THREE:** Your group can collect your change AND purchase or create **items on the wish list** for the children or families. Handmade Blankets created from fleece and fringed, are always needed.

STEP # 4

Purchase your **patch** for participating.



Item# CHANGE : \$1.55

You can make a difference in someone's life!

CHANGE FOR CHANGE

Collect your change until _____ Your change will change a child's life.

I am collecting my change for

All checks should be made payable to:

You can make a difference in someone's life!

CHANGE FOR CHANGE

Collect your change until _____ Your change will change a child's life.

I am collecting my change for

All checks should be made payable to:

You can make a difference in someone's life!

CHANGE FOR CHANGE

Collect your change until _____ Your change will change a child's life.

I am collecting my change for

All checks should be made payable to:

You can make a difference in someone's life!

CHANGE FOR CHANGE

Collect your change until _____ Your change will change a child's life.

I am collecting my change for

All checks should be made payable to:

You can make a difference in someone's life!

CHANGE FOR CHANGE

Collect your change until _____ Your change will change a child's life.

I am collecting my change for

All checks should be made payable to:

You can make a difference in someone's life!

CHANGE FOR CHANGE

Collect your change until _____ Your change will change a child's life.

I am collecting my change for

All checks should be made payable to:

CREATING A BLANKET

DIRECTIONS ON HOW TO MAKE A BLANKET

How to make a knotted fleece blanket:

Materials needed:

Please do not use less than 1 1/2 yards of fabric.

1 1/2 yard piece of polar fleece (Elementary school children)
2 yards of polar fleece (for teens)

Fleece is usually about 55"- 60" wide.

Directions:

When purchased, sides of polar fleece have a rolled edge or a selvage.

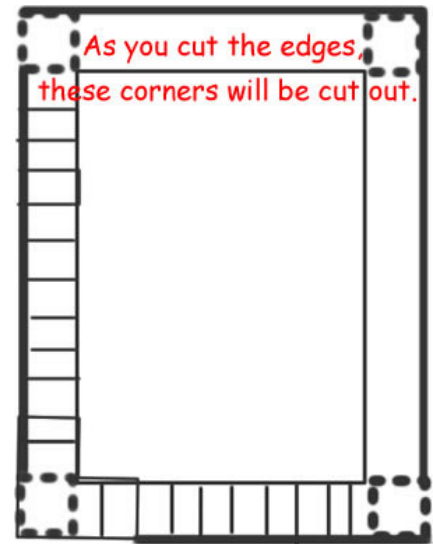
Please trim this edge off prior to creating the blanket.

If you need a cutting guide place a piece of masking tape 5" in from the edge on top and bottom of blanket to be used as a cutting guide.

Cut top and bottom sides into 1" x 6" strips (cut toward center of blanket to make fringe).

Eventually, you will cut out a square in the corners by creating your fringes. See diagram below. Remove masking tape.

Tie overhand knot on each strip to create a finished fringe edge as shown on the change for change patch.



CREATING A FRIENDSHIP BRACELET

Materials needed:

Gold ribbon [1/4 inch wide], can be purchased on a spool

Hemp cord

4-5 pony beads

OPTIONAL: Small animal or teddy bear bead [represent children]


Tape [packing tape works best to secure it to the table]

Directions:

Cut 1 string of gold ribbon 16 inches long, 2 pieces of hemp 16 inches long. Hold them together and tie at knot at the top and tie a knot, binding them together. Tape the top of the tied string to the top of a book or table.

Begin by braiding the string together. Add **ONE bead** on ONE of the strings, push it on and continue to braid a few pass overs, then add ONE more bead. Braid further, this should be about the middle of the bracelet. Now you will add the ANIMAL BEAD to the GOLD RIBBON. Push it up and continue to braid adding in the next two beads.

When you finish tie it in a knot to secure the ends. To wear your bracelet, you can secure it on your wrist with a knot. Make one for a pediatric cancer patient and attach a card to it so they know you are thinking about them.




Amy's

Story


Name _____

AMY



Hi! My name is Amy. I had to go to the doctor today because I haven't been feeling well. I was really tired, had a fever, and got big bruises. When I got the blood results, the oncologist said I had leukemia*, which is a form of cancer. Cancer is something that grows inside your body that is not supposed to be there. It makes you very sick.

*Leukemia—cancer of the bone marrow




The oncologist* said I have to stay in the hospital. I'm going to be here for almost a month, so they can run tests on me. They want take special care of me so I can get better soon.

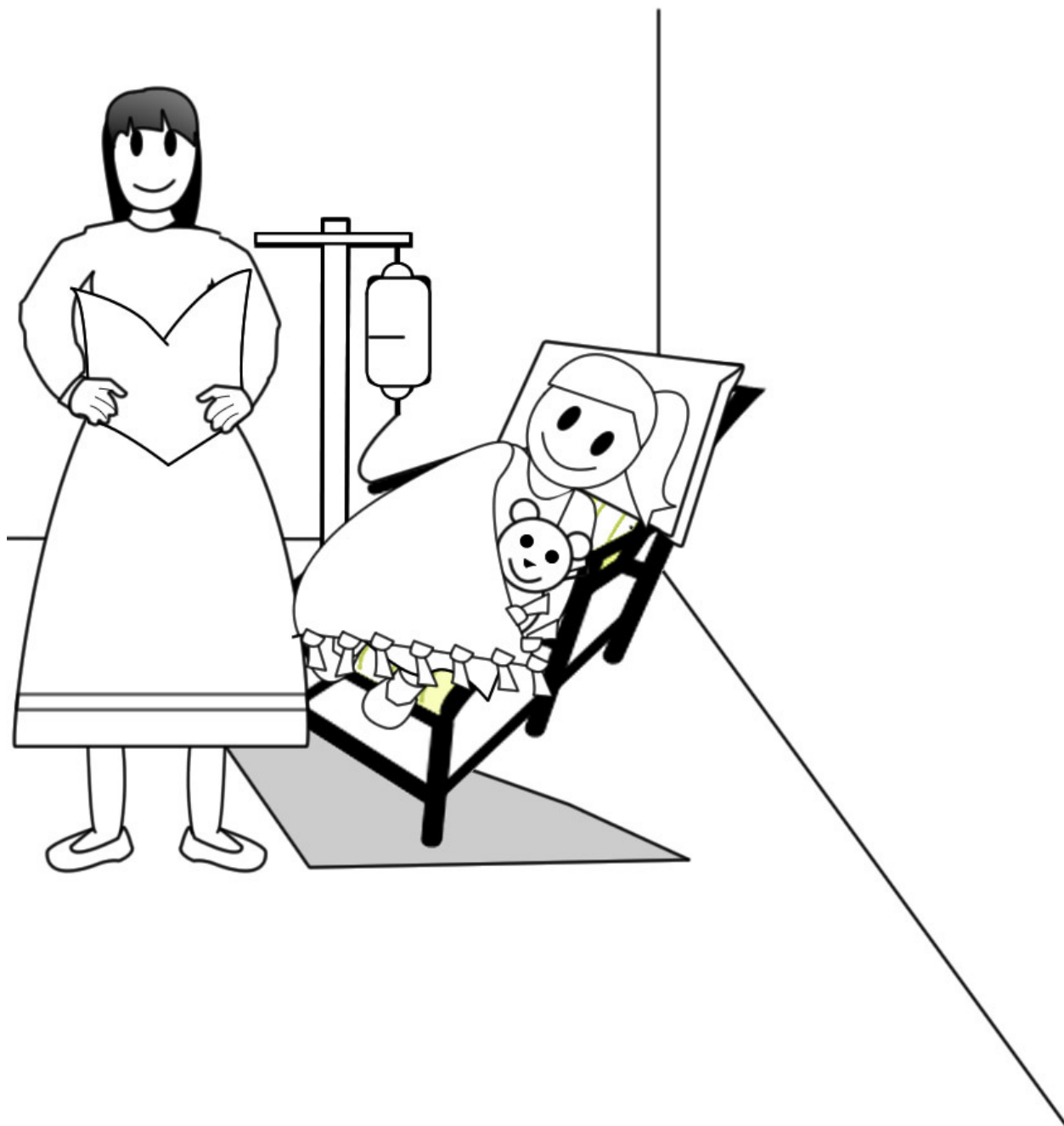
*oncologist—A doctor that specializes in cancer



Today, a lady came and brought me a bag of things to help me feel better. I got a blanket, a stuffed animal, toothbrush, socks, a coloring book, crayons, colorful band-aids, and other stuff I need and want.



All of my family visited me today. I missed them so much. It's really nice to talk to them. The doctor came in and explained to them that you can't "catch" cancer and that they are going to give me strong medicine to help me.




The doctor told me I was going to start chemotherapy* today. My mom read me stories while I was getting the medication. It is like a shot in your arm, but the medicine slowly drips into your body. I get a pink band-aid afterwards.

*chemotherapy—treatment for cancer



After a few months, the chemotherapy medicine made my hair fall out. I wear a scarf on my head or sometimes a soft hat. I am going to have to go back to school soon, I hope my friends don't think I look funny!



Sometimes I need a lot of rest while I am going through treatment. I like to read all the cards from my family and friends and watch TV to help me relax.




When my friends visit me, they have to wash their hands and make sure they are not sick because my immune system* can't fight germs well.

*Immune system—the body system that protects you from harmful germs

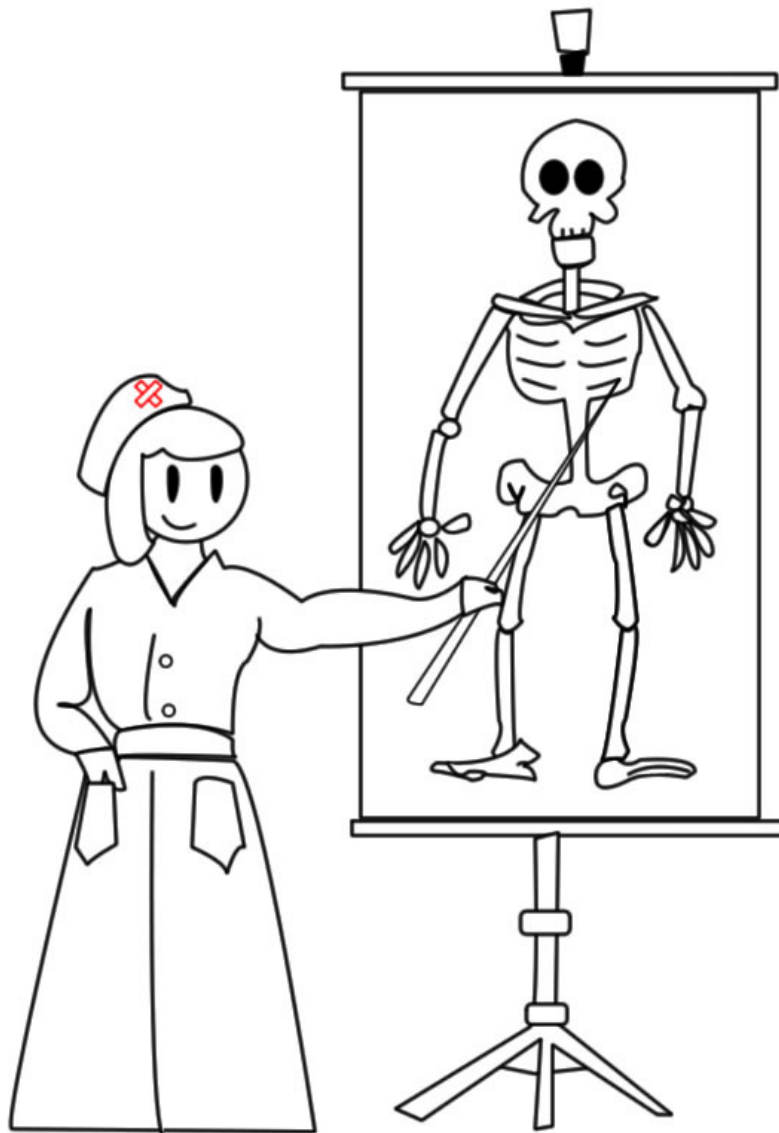


It's almost Christmas and my family was invited to a Hero Tree lighting. Everyone put a *gold ribbon* on the tree to represent pediatric* cancer patients, so it would make a beautiful tree made of gold ribbons. My name was on the tree. We got to make crafts, play games, face painting, and listen to music.

*pediatric—the branch of medicine involved with children



There was a nice lady at the craft station that helped me make my ornament. She understands that sometimes we get tired. It was nice to be around other kids like me.



My chemotherapy is over, but I start radiation* treatment next week. The nurse says it is like getting an x-ray.

*radiation—treatment of the sickness with x-rays



Today we got a card in the mail with gift cards to visit an ice cream shop! We also received cards for food, gas, and clothes. This made us very happy because my mom had to quit her job to take care of me. Mommy said we could get ice cream next week.



The doctor told me today that I don't have to get radiation treatments anymore! My mom is taking us for ice cream, too! Today is a really good day!



I still have to visit the doctor to make sure the cancer doesn't come back. Right now, I'm in the stage called remission*. That means the cancer is dormant*, but it can come back. After 5 years, the doctor said he can call me 'cured'. Mommy says that I will get to go back to school soon and see all of my friends!

*remission—when the patient no longer shows signs or symptoms of cancer in their body

*dormant—non-active

Words to Know:

*Chemotherapy- treatment for cancer

*Dormant- non-active

*Immune system- the body system that protects you from harmful germs

*Leukemia- cancer of the bone marrow

Oncologist- doctor trained in a sickness called cancer

Oncology- study of cancer

Pediatric- the branch of medicine involved with children

Radiation- treatment of the sickness with x-rays

Remission—when the patient no longer shows signs or symptoms of cancer in their body

Golden Ribbon of H.O.P.E.

C R O F T B C Z R K E B C M S
 P I E Z I I A A T C B A J H I
 A B R S M V D N L H N H E F S
 T L R T T I E A D C S R O B O
 I X K O A M T Y E A O V N G N
 E Y U T T I K R E T I D C O G
 N N I A P C D Y R A T D O L A
 T O E S V F O E U U R S L D I
 N R O M L W E D P H V S O R D
 T H Y E N I C I D E M O G I Y
 N O I S S I M E R E W L Y B R
 B R A C E L E T C S I R F B E
 E N U M M I B E O R G I P O T
 C H E M O L Y A Z U P A M N X
 G I F T C A R D S N U H Q Z U

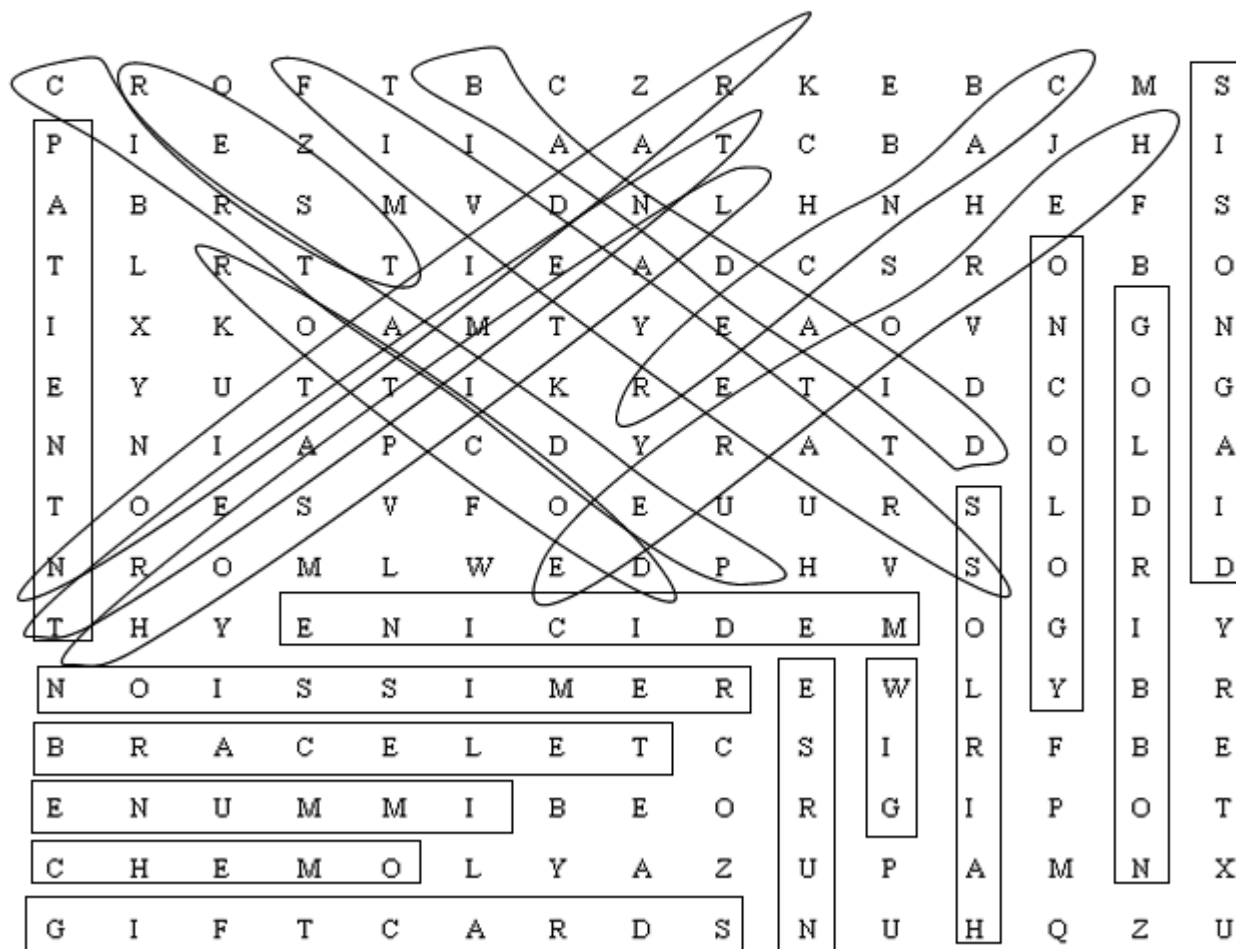
BANDAID
 CHEMO
 FIVEYEARS
 HAIRLOSS
 IMMUNE
 ONCOLOGY
 RADIATION
 TREATMENT

BRACELET
 DIAGNOSIS
 GIFTCARDS
 HEROTREE
 MEDICINE
 PATIENT
 REMISSION
 WIG

CANCER
 DOCTOR
 GOLDRIBBON
 HOSPITAL
 NURSE
 PEDIATRIC
 REST

Golden Ribbon of H.O.P.E.

Solution



BAND-AID
CHEMO
FIVEYEARS
HAIRLOSS
IMMUNE
ONCOLOGY
RADIATION
TREATMENT

BRACELET
DIAGNOSIS
GIFTCARDS
HEROTREE
MEDICINE
PATIENT
REMISSION
WIG

CANCER
DOCTOR
GOLDRIBBON
HOSPITAL
NURSE
PEDIATRIC
REST



Patchwork Designs, Inc.

ORDER FORM

Please complete this form and mail or fax it to:

Patchwork Designs, Inc.

8421 Churchside Drive
Gainesville, VA 20155

(703) 743-9948 PHONE

(703) 743-9942 FAX

You can add any additional items to this form that you may need for your event or group.

Name _____

Address _____

City _____ State _____ Zip _____

Phone () _____ Referred By: _____

Email Address: _____

Discover/MasterCard/Visa# _____ - _____ - _____ or Check # _____

Item #	Description	Quantity	Unit Price	Total Price
GOLD-HOPE	Golden Ribbon of Hope		\$1.55	\$
CHANGE	Change 4 Change		\$1.55	\$
Jared	The Jared Box		\$1.50	\$
HK	HK Mission		\$1.39	\$
Fuzzy	Operation Fuzzy Socks, Mattea's Joy		\$1.50	\$
Letter-santa	Letters to Santa		\$1.50	\$
			\$	\$
			\$	\$
			\$	\$
			\$	\$
SUBTOTAL				\$
Regular Shipping & Handling [see next page]				\$
				\$
TOTAL ENCLOSED				\$

If you would prefer priority mail please add \$2.00 to the \$4.99 or above shipping category.

Next day service is an AVERAGE COST of \$28.00 [USPS determines the pricing according to the zone and weight.]

Patches	
1-5	\$3.55
6-20	\$4.99
21-30	\$5.99
31-50	\$6.50
51-70	\$6.99
71-100	\$9.55
101-150	\$10.55
151-200	\$13.00
201-400	\$15.99
401-500	\$17.60

Over 500 contact us for pricing

Kits or Manuals (shipped priority mail)	
1	\$6.99
2	\$9.25
3-5	\$10.75
6-8	\$12.75
10-12	\$15.75
13-20	\$22.25
21-23	\$24.00
Over 24	contact us for pricing

Kits and manuals range from 30 to 62 pages in length. Therefore if you are ordering more than 2 kits or manuals, please use the above shipping chart. Patches can be added to any order falling within that price range. Otherwise use the highest shipping amount on the chart according to the items ordered.