

INAUGURATION CELEBRATION

Patch Program Requirements **Complete One [1] requirement to earn the patch**

Participants may have earned this patch in school



If you are attending or participating in the Inauguration activities then you **have automatically** earned this patch. This includes: volunteering; attending; participating in the any part of Inauguration (ceremony/parade/ball); handing out helpful materials. You can also watch the next President of the United States get sworn into office on any television set, including ones set up on the National Mall or ones at your home. This patch commemorates an event in history for all to display anywhere they choose.

1. Learn more about one of the events that take place during the inauguration process. Such as: where it takes place; activities that are presented; who is involved; who is invited. Examples include: procession to the Capitol, swearing in ceremony, departure of the President, luncheons, dinners, parade, and the Inaugural Ball. More information can be found here: <http://inaugural.senate.gov/history/daysevents/index.cfm>
2. Find out two (2) "firsts" of the inauguration events or ;for Presidents in general. Examples include: Who was the first president? When and where was the first Inaugural Ball? Who was the first president to be inaugurated in Washington D.C.?
3. The 44th President will take office in January 2009. Learn two (2) things about the new President. Examples: Where was he born? How many children does he have? What political party does he represent? What title did he hold before President? Where did he live before he moved to the White House ?
4. The White House is where the President of the United States resides. Learn two (2)things about the White House. Examples: What is the address of the White House? Who designed it? Who was the first President to live in the White house? How many rooms are in the White House or other dimensions? More information can be found here: <http://www.WhiteHouse.gov>
5. Create a craft that represents the Inauguration Celebration. Examples include: hats; flags; banners; color the presidential seal; create decorative clothing or accessories. Patriotic bracelets, shirts, patches can be purchased through Patchwork Designs, Inc.
6. Have a patriotic celebration and serve festive food. You can also create decorations for your event or one hosted by someone else.
7. Play a game, complete a word search, or sing a patriotic song to celebrate the inauguration of our new president.
8. Learn more about the state you live in and its officials. What is your state flower and bird? Who is your senator? Congressper-son? If you don't live in a state, either pick a state in America to learn more about or learn about your country's government.
9. In order to run for president you have to be at least 35 years old and a native born citizen of the United States. A president can only be elected every four years and can not serve more than 2 terms. How does the president win the vote? They have to "win" states by having the majority of the electoral votes in that state. Each state is worth a different amount of electoral votes and the first candidate to win the majority of electoral votes wins! Find out how many electoral votes your state is worth and find out the states that the President won in this election. For extra, color-code an Electoral map.
10. Be a good citizen and assist your community through community service efforts. Community service does NOT have to be related to the inauguration celebration.
11. Learn how elections are held. Draw a diagram or flow chart depicting areas of the government and their responsibilities. Make sure to add individual voters to the chart as well.
12. Learn about another country's "President" (or equal). Learn how they govern their countries compared to the United States and make a venn diagram comparing/contrasting.
12. Learn TWO words related to Presidential campaign or inauguration and their meaning. Examples include: Campaign, ballot, debate, electoral vote, senator, slogan, congress, oath, constitution, etc.



Find out two (2) "firsts" of the inauguration events or ;for Presidents in general. Examples include: Who was the first president? When and where was the first Inaugural Ball? Who was the first president to be inaugurated in Washington D.C.?

Draw a line to the correct answer. [answers are located on page 10]

George Washington

First Inaugural Ball Location

Long's Hotel

First Inaugural Parade Location

New York City Streets

First President of the United States

Abraham Lincoln

First President to live in the White House

John Adams

First President to be inaugurated in Washington D. C.

Franklin D. Roosevelt

First and Only President to serve 4 terms in office

Thomas Jefferson

First President to allow African Americans in the Inaugural Parade

Woodrow Wilson

First President to allow Women in the Inaugural Parade

The 44th President will take office in January 2009. Learn two (2) things about the new President. Examples: Where was he born? How many children does he have? What political party does he represent? What title did he hold before President? Where did he live before he moved to the White House ?

Fill in the blanks about our President–Elect. For assistance use the word bank on the

[answers are located on page 11]

WORD BANK

John McCain

Hawaii

Harvard

Joe Biden

Senator

Illinois

Lawyer

Barack Obama

Democratic

African American

Daughters

Kenya

_____ was elected as the 44th President of the United States.

He represented the _____ party.

He ran against _____.

His Vice-President is _____.

He is the first _____ president of the United States.

He was born in the state of _____.


He has two _____.

Before he was elected President he was a _____ for the state of _____.

His father is from _____.

His wife's occupation is a _____.

He graduated from _____ Law School in 1991.




The White House is where the President of the United States resides. The exterior of the White House, despite some additions and minor changes, remains much as it was in 1800. The total initial cost was \$232,372. The White House was originally constructed in 1792-1800, of James Hoban. It was reconstructed in 1815 after being burned by British soldiers during the War of 1812. It has been the home of every president of the United States since John Adams.


An early view inside the White House: The first bath tubs in the White House were portable and made of tin; water was hauled in buckets, running water wasn't piped into the White House until 1833. Candles and oil lamps were used for lighting until 1848. Fireplaces were used for heating the house until 1837, in 1853, they received hot water in the upstairs bathroom, they cooked on a open fireplace until 1801 and in 1881 the first hydraulic elevator was installed. It has 132 rooms and 55,000 square feet.

The address to the White House is :

1600 Pennsylvania Ave

Washington, DC 20500






Red White and Blue cupcakes

1 box of yellow cake mix (all the ingredients needed to bake the cake)

White Icing (in the tub) = W

Blue sprinkles (or blueberries) = B

Red Sprinkles (or strawberries) = R



Bake 24 cupcakes as directed on the back of the cake box. Let cool.

Ice the cupcakes with white icing. Align the cupcakes in a straight line 6 across 4 down. Decorate the B cupcakes, the first 3X2 square shown in the illustration with blueberries or blue sprinkles. Decorate the other cupcakes that have an R on the illustration with strawberries or red sprinkles. Leave the W cupcakes white.

Patriotic Cookies (sugar cookies with decorative designs)

1/2 cup shortening

1 cup sugar

2 eggs

1 tablespoon milk

2 1/2 flour

1/2 teaspoon vanilla

sprinkles (red and blue)

Decorative icings (red white and blue)

Star cookie cutter



Cream together the butter and sugar until fluffy. Beat in the eggs one at a time, then stir in the vanilla. Combine the flour; gradually blend into the creamed mixture to form a soft dough. Cover or wrap dough, and refrigerate for 2 hours. Preheat oven to 375 degrees F. Roll out onto a floured surface about 1/4 inch thick surface. Cut into desired shapes using cookie cutters or patriotic designs located in this manual. Place cookies 2 inches apart on ungreased cookie sheets. Bake for 8 minutes or until golden brown.

JELL-O FUN

4- 4 oz pkgs Jell-O gelatin (red)

4 -4 oz pkgs Jell-O gelatin (blue)

5 cups water; boiling

large tub of cool whip, plastic clear cups or dessert cups

Stir boiling water into gelatin -- dissolve completely. Pour each color mixture slowly into 13 x 9 inch pan. Chill at least 3 hours. Jell-O will be firm after 1 hour, but may be difficult to remove from pan. Cutting Jell-O: Dip bottom of pan in warm water for 15 seconds to loosen gelatin. Cut Jell-O into small cubes, thumb print sizes, all the way through gelatin. Lift out with spoon or spatula. Makes about 10-12 cups of dessert (depending on the size of the cup) Dish out blue Jell-O, add a layer of cool whip, now finish off with a layer of red Jell-O. The clear cup should look like red, white and blue layers.

CREATING A PATRIOTIC RIBBON TO WEAR

Materials Needed:

Red, white, and blue ribbon
glue dot
safety pin

Directions:

Cut a piece of gold ribbon about six inches long. Fold the ribbon over in the shape of a crossover ribbon. Apply the glue dot in the center where it crosses over. Attach the ribbon to your apparel or totebag with a safety pin. [glue dot can be omitted if you are pinning the ribbon in the center]



ORDER PATRIOTIC ITEMS FROM PATCHWORK DESIGNS



Red White and Blue Swirl Tie Dye Tee

ADULT SIZES ONLY S-2X

Item # USASP
\$9.50 each
2X-\$11.55



Sundog® Hand Dyed New Glory Flag Tee

Features: 100 % cotton, preshrunk, hand dyed.

Adult New Glory Tee
Item #AFFFA: \$9.50 each
Item # AFFFA-2X: \$11.60
Item# AFFFA-3X: \$12.15

Youth New Glory Tee
Item #YFFFA: \$9.25 each



Historically Speaking USA Patch

Patch #USA : \$1.85

All American Scout Patch

Patch #AAS : \$2.00

Small Flag Patch [2 x1.25]

Patch #FLAG-SM : \$.75

Large Flag Patch [3X2]

Patch #FLAG-LG : \$1.25



Purchase this Kit to create your own bracelet USA Bracelet Kit #USA-BR : \$0.85



VOTE FOR ME PATCH

Patch #VOTE : \$1.55

ORDER ONLINE AT

www.patchworkdesigns.net

In order to run for president you have to be at least 35 years old and a native born citizen of the United States. A president can only be elected every four years and can not serve more than 2 terms. How does the president win the vote? They have to "win" states by having the majority of the popular votes in that state. Each state is worth a different amount electoral votes and the first candidate to win the majority of electoral votes wins! Find out how many electoral votes your state is worth and find out the states that the President won in this election.

Color Code the Electoral Map.

Color all the states won by John McCain RED.

Color all the states won by Barack Obama BLUE.

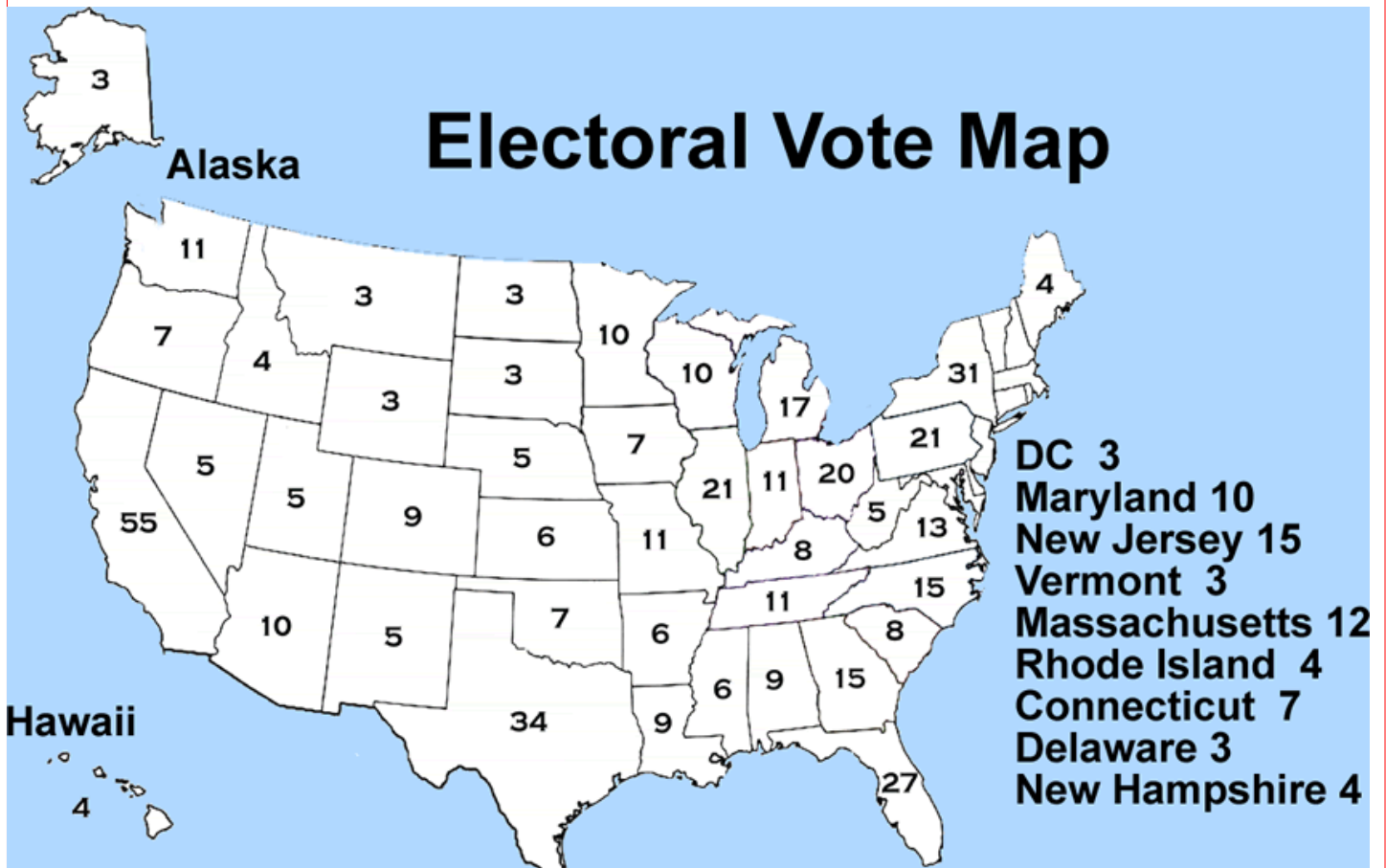
What state do you live in? _____

Some states are worth more electoral votes because there is a larger population of people in that state.

How many electoral votes is your state worth? _____

Add up the electoral votes earned by each candidate. You need 270 electoral votes to win!

John McCain _____ Barack Obama _____





Learn TWO words related to Presidential campaign or inauguration and their meaning.

Draw a line to the correct answer. [answers are located on page 12]

Candidate

Candidates go across country making speeches to voters

Campaign

A person running for government office

Debate

Where a voter marks their vote

Ballot

Presidential candidates join together to state their issues

Constitution

Place of residence after the President of the United States takes office

White House

A motto or saying that represents the candidates campaign

Slogan

A statement or promise states during inauguration ceremony

Oath

The guide and laws that the USA follows



V I C E P R E S I D E N T C N
 N C N V C D C J D C H C J O I
 G I O A E A O I I H E S P N L
 C Q A B U E N T T L K R W S A
 C A A C B G A D E I E E J T P
 U T M I C R U B I S Z L H I H
 E R D P C M R R I D H E M T A
 P E E O A A N D A U A C N U R
 N G M T T I E H L T L T H T A
 V E A I O N G C O I I I E I S
 D S O L T V Z N P J Q O T O Y
 E N C I T O I R T A P N N N W
 A M A B O K C A R A B N M J X
 R E P U B L I C A N O Z X J J
 E L E C T O R A L T O L L A B

Ballot	Democratic	Republican
Barack Obama	Election	Sarah Palin
Campaign	Electoral	Vice President
Candidate	Inauguration	Voter
Celebration	Joe Biden	
Citizen	John McCain	
Constitution	Patriotic	
Debate	President	

Find out two (2) "firsts" of the inauguration events or; for Presidents in general. Examples include: Who was the first president? When and where was the first Inaugural Ball? Who was the first president to be inaugurated in Washington D.C.?

Draw a line to the correct answer. ANSWERS

George Washington

First Inaugural Ball Location

- The first Inaugural ball in Washington was thrown for James and Dolley Madison in 1809, at Long's Hotel

Long's Hotel

First Inaugural Parade Location

- The tradition of an Inaugural parade dates back to George Washington. It was located in New York City on April 30, 1789.

New York City Streets

First President of the United States

- Date of inauguration was April 30, 1789 in New York City.

Abraham Lincoln

First President to live in the White House

- Adams and his family moved to the White House in 1800.

John Adams

First President to be inaugurated in Washington D. C.

- Date of inauguration was March 4, 1801.

Franklin D. Roosevelt

First and Only President to serve 4 terms in office

- Years of inauguration 1933, 1937, 1941, and 1945.

Thomas Jefferson

First President to allow African Americans in the Inaugural Parade

Woodrow Wilson

First President to allow Women in the Inaugural Parade

The 44th President will take office in January 2009. Learn two (2) things about the new President. Examples: Where was he born? How many children does he have? What political party does he represent? What title did he hold before President? Where did he live before he moved to the White House ?

Fill in the blanks about our President–Elect. For assistance use the word bank on the

WORD BANK

John McCain

Hawaii

Harvard

Joe Biden

Senator

Illinois

Lawyer

Barack Obama

Democratic

African American

Daughters

Kenya

ANSWERS

Barack Obama was elected as the 44th President of the United States.

He represented the **Democratic** party.

He ran against **John McCain**.

His Vice-President is **Joe Biden**.

He is the first **African American** president of the United States.

He was born in the state of **Hawaii**.

He has two **daughters**.

Before he was elected President he was a **senator** for the state of **Illinois**.

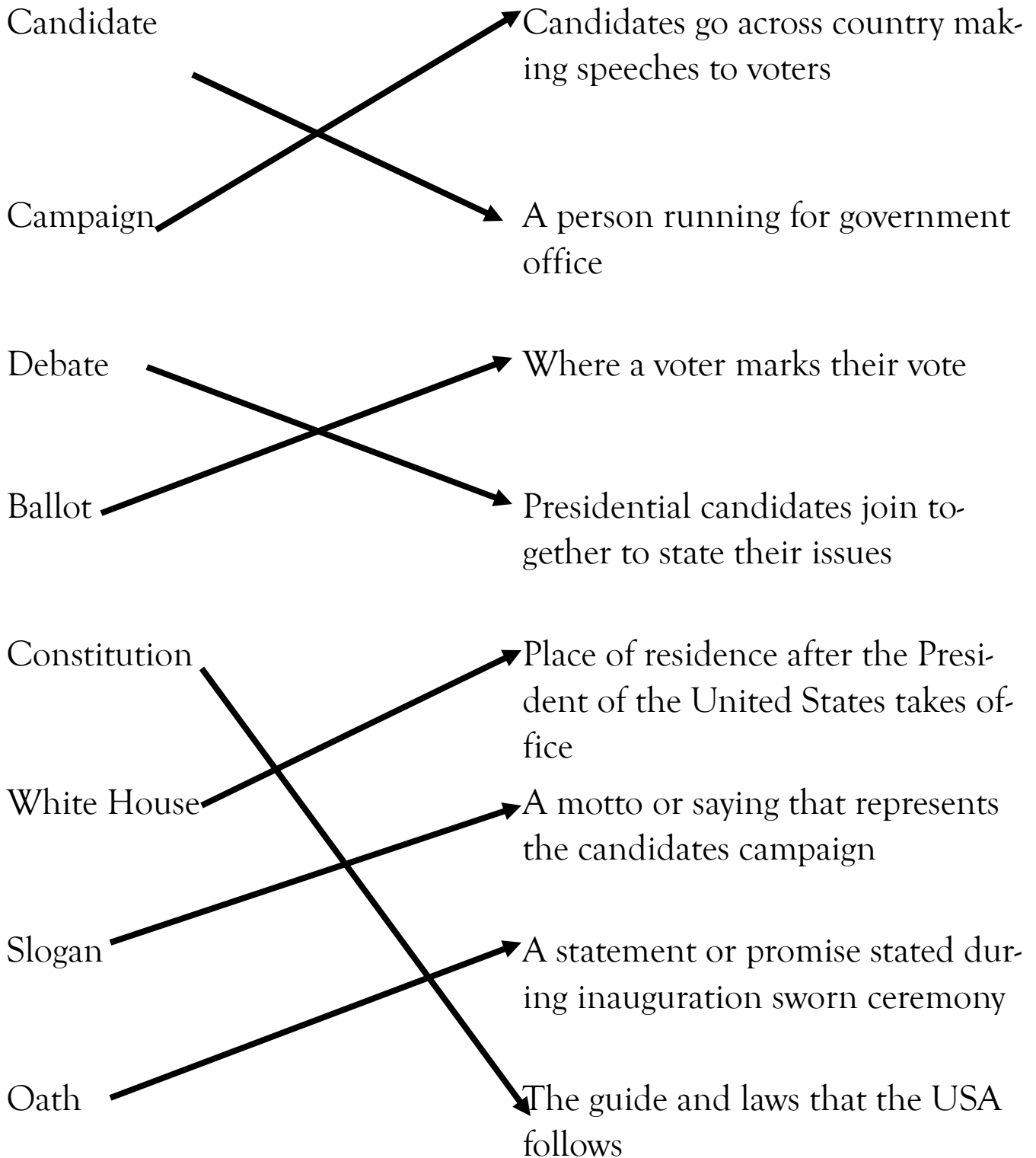
His father is from **Kenya**.

His wife's occupation is a **lawyer**.

He graduated from **Harvard** Law School in 1991.

Learn TWO words related to Presidential campaign or inauguration and their meaning.

Draw a line to the correct answer. **ANSWERS**



1 V I C E P R E S I D E N T C N

2 B C N V G D C J D C H C J O I

3 G I O A E A O I I H E S P N L

4 C Q A B U E N T T L K R W S A

5 C A A C B C A D E I E E J T P

6 U T M I C R U B I S Z L H I H

7 E R D P C M R R I D H E M T A

8 P E E O A A N D A U A C N U R

9 N G M T T I E H L T L T H T A

10 V E A I O N G C O I I E I S

11 D S O L T V Z N P J Q O T O Y

12 E N C I T O I R T A P N N N W

13 A M A B O K C A R A B N M J X

14 R E P U B L I C A N O Z X J J

15 E L E C T O R A L T O L L A B

ANSWERS

Ballo— Row 15 across	Democratic—Diagonal Row 12	Republican—Row 14 across
Barack Obama— Row 13	Election— Row 5 down	Sarah Palin— Row 1-10 DOWN
Campaign— Diagonal Row 4	Electoral—Row 15 across	Vice President—Row 1 across
Candidate—Diagonal Row 2	Inauguration—Diagonal Row 1	Voter—Diagonal Row 11
Celebration—Diagonal Row 2	Joe Biden—Diagonal Row 2	
Citizen—Diagonal Row 2	John McCain—Diagonal Row 12	
Constitution—Row 1 down	Patriotic—Row 12 across	
Debate—Diagonal from row 2	President—Diagonal Row 3	

In order to run for president you have to be at least 35 years old and a native born citizen of the United States. A president can only be elected every four years and can not serve more than 2 terms. How does the president win the vote? They have to "win" states by having the majority of the popular votes in that state. Each state is worth a different amount electoral votes and the first candidate to win the majority of electoral votes wins! Find out how many electoral votes your state is worth and find out the states that the President won in this election.

ANSWERS

Color Code the Electoral Map.

Color all the states won by **John McCain RED.**

Color all the states won by **Barack Obama BLUE.**

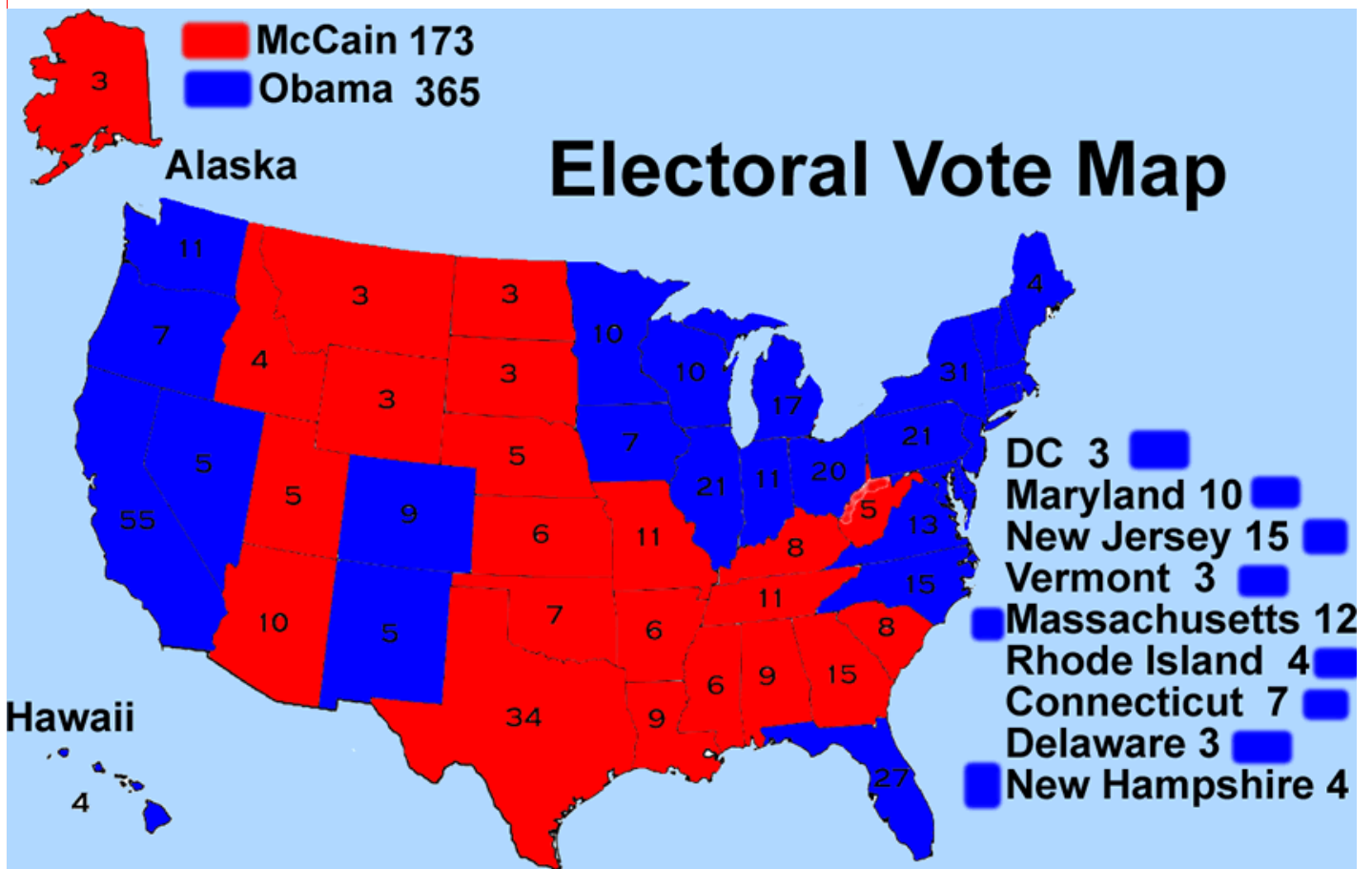
What state do you live in? _____

Some states are worth more electoral votes because there is a larger population of people in that state.

How many electoral votes is your state worth? _____

Add up the electoral votes earned by each candidate. You need 270 electoral votes to win!

John McCain 173 **Barack Obama 365**



Patchwork Designs, Inc.

ORDER FORM

Please complete this form and mail or fax it to:

Patchwork Designs, Inc.

8421 Churchside Drive

Gainesville, VA 20155

(703) 743-9948 PHONE

(703) 743-9942 FAX

You can add any additional items to this form that you may need for your event or group.

Name _____

Address _____

City _____ State _____ Zip _____

Phone () _____ Referred By: _____

Email Address: _____

Discover/MasterCard/Visa# _____-_____-_____-_____ or Check # _____

Expiration Date: _____ Have you ordered before? _____

ORDER OVER 100 pieces and receive the patch for ONLY \$1.35 each

Item #	Description	Quantity	Unit Price	Total Price
INUA-CEL	Inauguration Celebration 2009		\$1.55	\$
				\$
				\$
				\$
				\$
			\$	\$
			\$	\$
			\$	\$
			\$	\$
			\$	\$
SUBTOTAL				\$
Regular Shipping & Handling (view chart)				\$
				\$
TOTAL ENCLOSED				\$