

# MARYLAND

## Historically Speaking Patch Program

### ABOUT THIS 'HISTORICALLY SPEAKING' KIT

TABLE OF CONTENTS	
Detailed outline of kit	2
State Journal cover	3
Coloring Pages and Activity Sheets	4-11
Recipes	12
Crafts	13-14
Native American/ Colonial Information	15-16
Helen Keller Timeline	17
Requirements for Patch Program	18
Order Form and Shipping Chart	19-20

This **kit** was created to assist you or your group in completing the 'Maryland Patch Program.'

**Kits** are books written to specifically meet requirement of our state's patch program and help individuals earn the associated patch.

All of the information has been researched for you already and collected into one place.

Not all of the requirements of the patch program are covered in this kit. Selected requirements are included and you choose the ones you wish to complete according to the items given. Included are; state symbols, maps, crafts, games, recipes, coloring sheets, and more educational information. These materials can be reproduced and distributed to the individuals completing the program.

Any other use of these programs and the materials contained in them is in direct violation of copyright laws.

If you have any questions, please feel free to contact Patchwork Designs, Inc. using any of the methods listed below.



### ORDERING AND CONTACT INFORMATION

Written By:

Cheryle Oandasan

Copyright 2012

After completing the 'Maryland Patch Program', you may order the patch through Patchwork Designs, Incorporated. You may place your order in one of the following ways:

#### Mail

*Checks and Money Order:* Please send checks and money orders, payable to Patchwork Designs, Inc. to:

Patchwork Designs, Inc.  
8421 Churchside Dr  
Gainesville, VA 20155

#### Credit Card

Telephone your MasterCard or Visa order to (703) 743-9948. Leave your order and credit card number on our secure line.

#### Fax

Using these same card types, you may also fax your order to (703) 743-9942.

#### Online Store

[www.patchworkdesigns.net](http://www.patchworkdesigns.net)  
All information is secure.

# Historically Speaking Maryland Requirements

Complete 3 requirements to earn the patch

1. Maryland was one of the thirteen original colonies. Which number was it? Locate Maryland on a map of the USA. Identify the state bird, flower, insect and flag.



2. Learn more about a historical area or site in Maryland. Find out why it is important? Where it is located? If possible visit this historic area or site. Locations such as the Mason and Dixon Line, Edgar Allan Poe House, and Clara Barton's House.

3. Visit a regional or historical park in Maryland or your area. Explore more of the outdoors. Go on a scavenger hunt and find five trees, plants, or flowers and five different signs of animals or insects.

4. Take pictures or notes about places in Maryland. Keep a journal or scrapbook. If you can't visit Maryland, you can use the internet or library books.

5. An estuary is a body of water where salty seawater mixes with fresh river water. Chesapeake Bay is the nation's largest estuary! Learn more about the Chesapeake Bay Preservation Ordinance OR visit the Chesapeake Bay Maritime Museum OR explain or draw your version of a "food chain" in the bay.



6. Star-Spangled Banner was written about a flag flown in Fort McHenry. Research more about our Nations anthem or sing the anthem.

7. Find out why Maryland was called "The Old Line State", "America In Miniature", and "The Free State"?

8. Collect recipes from Maryland. Prepare one and share it with others or visit a restaurant that specializes in traditional Maryland food. (IE. Crabs, fish, oysters, chicken dishes, apples or peaches)



9. Maryland has several state symbols. Locate 3 of the following symbols and find out how or when it originated. State Seal, State Boat, State Dog, State Fossil shell, State Fish, State Sport, State insect, State Crustacean, and the State Tree.

10. Learn about several famous people from Maryland and choose someone that was important in its history. Why were they important? What did they accomplish? Some examples are: Rachel Carson, Daniel Gilman, etc



11. Research one of the following crafts or hobbies: Beading, pottery, loom weaving, fishing, and boating. Locate someone skilled in one of these crafts or hobbies and ask them to share their skills OR take an instructional class OR share your knowledge and teach one of the above items to other people.

12. Learn about the Native Americans in Maryland. What language did they speak? What type of clothing did they wear? What type of housing did they have? What foods did they eat? Use the information you learned to complete one of the following projects: Complete a painting or craft; prepare and complete a skit or create a dance; or make paper dolls in Native clothing; or make a pictograph using symbols instead of letters.

***What language did they speak?*** Maryland had more than 8,000 Native Americans in about 40 different tribes. Most of them spoke Algonquian languages. They also wrote in PICTOGRAPHS. Each word was a picture symbol.

***What type of clothing did they wear?*** Headbands, arm, wrist and ankle bracelets were worn during ceremonies or POW WOW's. They wore dresses (girls) and pants for boys} sewn out of animal skins. They had leather moccasins out of leather, animal skins.

***What type of housing did they have?*** Most of the tribes lived in longhouses that were divided into rooms and shared with other families. The families shared the fireplace and storage area.

***What foods did they eat?*** They survived from their crops and the items in the wilderness. They hunted, fished and farmed. They ate fish; venison (deer); rabbit, wild turkey, and buffalo. Other foods include Succotash (corn and beans); pumpkin, berries, sweet potatoes, tomatoes, apples, onions, corn, squash and potatoes. They didn't eat cakes, puddings or other items made with sugar. Sugar was brought to America by the English settlers. They knew which berries and nuts were safe to eat, where the deer and other animals gathered for water and how to store food for the hard winter months.

### **Painting/art project**

Refer to arts and crafts in this kit that coordinate with the Native American culture.

### **Paper doll**

There is Native American paper dolls available in this kit.



### **Algonkian Language**

Refer to the information sheet provided in this kit to help the participants learn the language. They can do more than one item for this requirement. Like learn a language and complete a paper doll or pictograph.

### **Pictograph**


There is an activity sheet available to copy for the participants about pictographs. They can also take a brown paper bag and draw pictograph symbols on it.



13. Complete at least one service project helping others in diverse communities, or preserving our historical sites or volunteering your services to others. A few examples: Food and/or clothing drive; Adopt a family or Angel Tree; landscaping historical sites; delivering cards to the elderly or a special needs child. Make a difference in someone's day. Give back to the community.

14. In the 18th century, Annapolis was the center of colonial commerce. Its docks were surrounded by warehouses, shops and taverns. Even today, it has more 18th-century buildings and houses than any other city in the United States. Research more about Maryland in the 18th century. Complete a drawing or craft representing this era OR learn an 18th Century game OR visit a building in Maryland with interpreters of the 18th-century era OR Conduct a play or skit.

15. Many African-Americans have played important roles in Maryland's history. You can explore programs and exhibits at the Banneker-Douglass Museum of Afro-American Life, and other areas in Maryland. Visit a site depicting African-American history OR Research their history through books or a website. Share your knowledge with others.



#### Bibliography:

<http://allrecipes.com/recipe/maryland-crab-cakes-i/>

[http://daniellesplace.com/html/under\\_the\\_sea.html](http://daniellesplace.com/html/under_the_sea.html)

<http://www.marylandapples.org/recipes.htm>

[www.mcps.k12.md.us/curriculum/socialstd/FT/Banneker\\_Douglas.html](http://www.mcps.k12.md.us/curriculum/socialstd/FT/Banneker_Douglas.html)

<http://www.mdifun.org/kids/mdfacts.asp>

[www.usflag.org/francis.scott.key.html](http://www.usflag.org/francis.scott.key.html)

<http://www.urbanthreads.com/products.aspx?productid=uth4898>

**M A R Y L A N D****DETAILED OUTLINE OF KIT**

Not all the requirements are covered in a kit. Selected requirements are sent and you choose the ones you wish to complete according to items given. If you order a COUNTRY MANUAL, every requirement is covered in this booklet, including crafts, games etc.

The items that are located in this kit can be copied for the participants and stapled together in a book format. There are also informational sheets and descriptions for additional crafts. Choose items to complete according to age level. Older participants can assist younger participants.

\* Page 1- Front cover of their Maryland Journal

\* Page 2 - Included on this page is a map of the USA, an outline of the state of Maryland and various state symbols. REQUIREMENT # 4 and part of REQUIREMENT # 1.

\*Page 3- The state bird , flower and insect are located on this page. REQUIREMENT #1

\*Page 4- Maryland's state flag , color by number. This is also an information sheet for their journal. If you have younger participants, please read the information to them. If you have older participants, they may take turns reading.

\*Page 5- Definition of an estuary and a food chain. REQUIREMENT # 5

\*Page 6- There is a variety of items to choose from to complete REQUIREMENT #12. They can create a paper doll, learn some words of the Algonquian language or create a pictograph. Depending on the age level the participants can take it to any level they desire. Some groups choose to complete more than one Native American activity.

Items that are included but should not be stapled in the journal.

\*paper dolls (requirement # 12 )


\* REQUIREMENT #15- Banneker Douglas book. Take turns reading the book and color the pictures. Fold the paper in half, cut on the fold. Place it together and staple it in the middle.

Included in the kit are items to complete the following requirements. #1, #3, #5, #7, #9, #12 and #15. You decide which items you would like to complete according to your groups age level.

## Maryland Recipes, Game, and Craft


### Famous Maryland Crab Cakes—Maryland is known for their delicious crab!

1 lb. of crabmeat (fresh is better)  
 1 egg  
 2 slices of white bread  
 1 tablespoon of mayonnaise  
 1 teaspoon of Dijon mustard  
 1 teaspoon of Worcestershire sauce  
 1 tablespoon of Old Bay Seasoning®  
 2 tablespoons of butter



Trim the crusts off the pieces of bread. Pick the crab meat out of the shells and look through it thoroughly. Cut the bread into small pieces and place in a bowl with the crab. Beat an egg and add it in too. Add the mayonnaise, Dijon mustard, Worcestershire sauce, and the Old Bay® and mix lightly. Form the mixture into patties. Heat the butter in a pan and fry the patties on each side for 4 minutes, or until golden brown.

### Nutty Apple Bars



3 eggs  
 1 1/2 cups of sugar  
 1 teaspoon of vanilla extract  
 1 1/2 cups of flour  
 1/2 teaspoon of salt  
 3 teaspoons of baking powder  
 3 cups of chopped and peeled apples  
 1 cup of chopped walnuts

Preheat the oven to 350 F. Whisk the eggs until they are foamy. Add the sugar and whisk some more until it looks like a lemon colored dessert. Add the vanilla extract, flour, baking powder. Fold in the apples and the walnuts. Butter a 13 x 9 baking pan and place the batter inside. Bake for 35 minutes or until baked all the way through. Makes 24 bars.

### The Fisher and the Crabs

Choose one player to be the fisher and have all the rest be crabs. Set up a designated area to be the “net”—like a bush, a chair, or in between cones. Have the fisher count to 50, leaving the crabs to go scuttle away from the fisher.

Once the fisher is done counting, they shout, “It’s time to make yummy crab cakes!” or something related to crabs. If the fisher tags a crab, they must go to the net. The only time the crab can escape is if another crab tags them out of the net. If the crab trying to help gets tagged in the process, they also go into the net. The game ends when all the crabs are in the net.



### Recycled Fish—Keep the water clean by reusing your water bottle to make a cute fish!



Plastic water bottle  
 Tissue paper or tissue paper squares (available at craft stores)  
 White craft glue  
 Thin paint brush  
 Construction paper (any color)  
 Large googly eyes

Remove the label from the water bottle. Cut a tail and fins out of construction paper and set aside. Cut out the tissue paper into squares or use tissue paper squares. Use the glue and the paint brush to stick on the tissue paper until you are satisfied with your fish’s design. Glue your tail and fins on top of the designs. Glue your googly eyes near the mouth of the water bottle. Place items inside if desired.



Name: \_\_\_\_\_

# MY MARYLAND JOURNAL

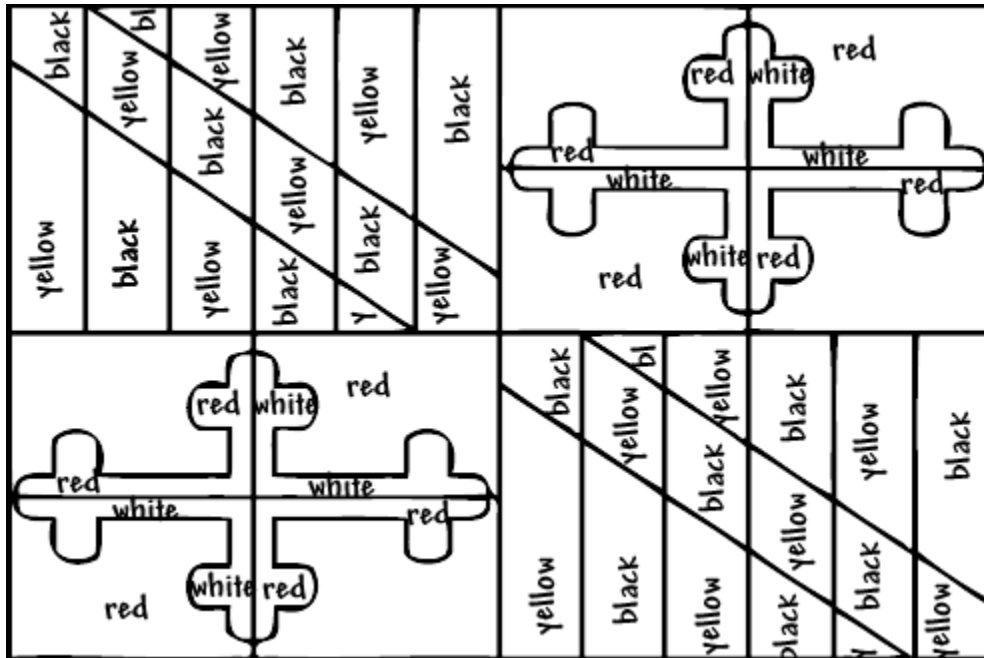


# Map of the USA

Maryland was the 7th state. Locate it on the map and color it green.



# Maryland's Flag



**Color the flag as it labeled above.** This flag first was flown October 11, 1880, in Baltimore at a parade. Maryland's flag design is taken from the shield of Lord Baltimore, the founder of Maryland. Gold and black colors represent the arms of his family name, Calvert. Crossland was his mother's family name, their colors of red and white, appear in the second and third quarters of the flag.



# State Outline, Symbols and Flag



## State Bird: Baltimore Oriole

For a male bird, color the head and wings black and the remainder of the bird orange. Female birds are colored all orange with black wings.

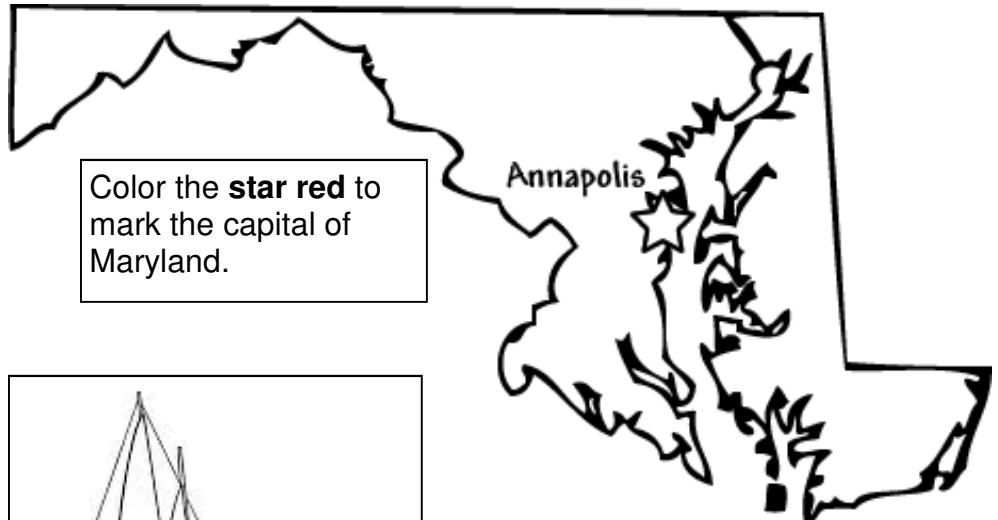
## State Flower: Black-Eyed Susan

This flower has 13 petals on it representing the first 13 colonies. Color the petals yellow and the center of the flower black.


# Maryland

## State Insect: Baltimore Checkerspot Butterfly

Color the spots orange and white. The inside of its




Color the **star red** to mark the capital of Maryland.




**State Boat-** Skipjack. It is used for gathering oysters in the Chesapeake Bay.

## State Crustacean- The Maryland Blue Crab



**Flower**



The Chesapeake Bay is the nations largest estuary! An estuary is a body of water where salty seawater mixes with fresh river water.

**beetle**



**skunk**



**great horned owl**





FOOD CHAIN ----COLOR THE ITEMS AND PLACE THEM TOGETHER IN A FOOD CHAIN

The Algonkian Languages Algonkian (also spelled Algonquian) is the largest family of languages native to North America. Before the coming of the Europeans, Algonkian languages were spoken in what is now the eastern U.S., the southern half of Canada and parts of the western U.S.

Algonkian speakers were the first native people that the English encountered in North America, a large number of Algonkian words have entered the English language, often words for things that they had never seen before. For example: moose, skunk, chipmunk, raccoon, possum, persimmon, squash, hominy, squaw, papoose, wigwam, powwow, moccasin, wampum, tomahawk, woodchuck and toboggan.

**English      Algonkian Language (CREE)**

I	niya
you	kiya
he, she	wiya
we	kiyanaw
who	awina
eye	skisik
ear	tawakay
nose	kot
mouth	ton
face	kwakan
foot	sit
skin	masakay
head	stikwan
shoe	skisin
man	napew
woman	iskwew
child	awasis



Match the English word to the Algonquian word.

Eye

Kot



Ear

Kwakay



Nose

Stikwan



Mouth

Skisin



Face

Kwakan



Foot

Shisik



Head

sit




Shoe

ton



Pictured below are **Native Americans**. They are both wearing moccasins made from deer skin and feathers in their hair for decorations. Nearly everything they wore was made of leather, buffalo skin, softened and tanned. She is wearing a leather dress trimmed with fringes. To complete her outfit she is wearing bracelets and a necklace. He is wearing a leather shirt and leather pants with fringes. To keep warm in the winter he wears a fur type coat that drapes over his shoulders to keep him warm.





Benjamin Banneker gave many things to the modern world. Some of these things are the almanac, the clock, and the completion of Washington D.C. He was an accomplished surveyor, writer, mathematician, inventor, architect, and astronomer.

Page 7

**Benjamin Banneker “The Stargazer”**



Name \_\_\_\_\_



Benjamin Banneker was born on November 9, 1731, and was raised on a tobacco plantation in Endicott, Maryland. While working in the fields with his father, he often became very curious about his surroundings. He loved to learn new things, so his grandmother taught him how to read the Bible and use math, which he was very good at.

Page 1




In later years, Benjamin continued to study new things, including surveying, the measuring of land.

When Benjamin was offered the job to help turn Washington D.C. into the nation’s capital, he was overjoyed.

Page 6

Cut out the booklets, around the edges. Glue page 1 and page 6 on the back of the front and back cover, page 7.




He compiled all the information he had learned into a book called an *almanac*, a book containing vital information on the weather, poems and herb uses for medicine.

Page 5




It was rare for boys to attend school during the 1700s, but Ben's mother enrolled him in school because she knew he would do well. Soon, Benjamin became one of the smartest students in the class.

Page 2



When Ben was younger, he borrowed a watch from his friend Joseph. Ben became fascinated with this new contraption and took it apart so that he could learn more about how it was made. After examining it thoroughly, he decided to invent his own clock out of wood. He mimicked the original pattern of his friend Joseph's watch to make a clock that worked for forty years, keeping perfect time.

Page 3



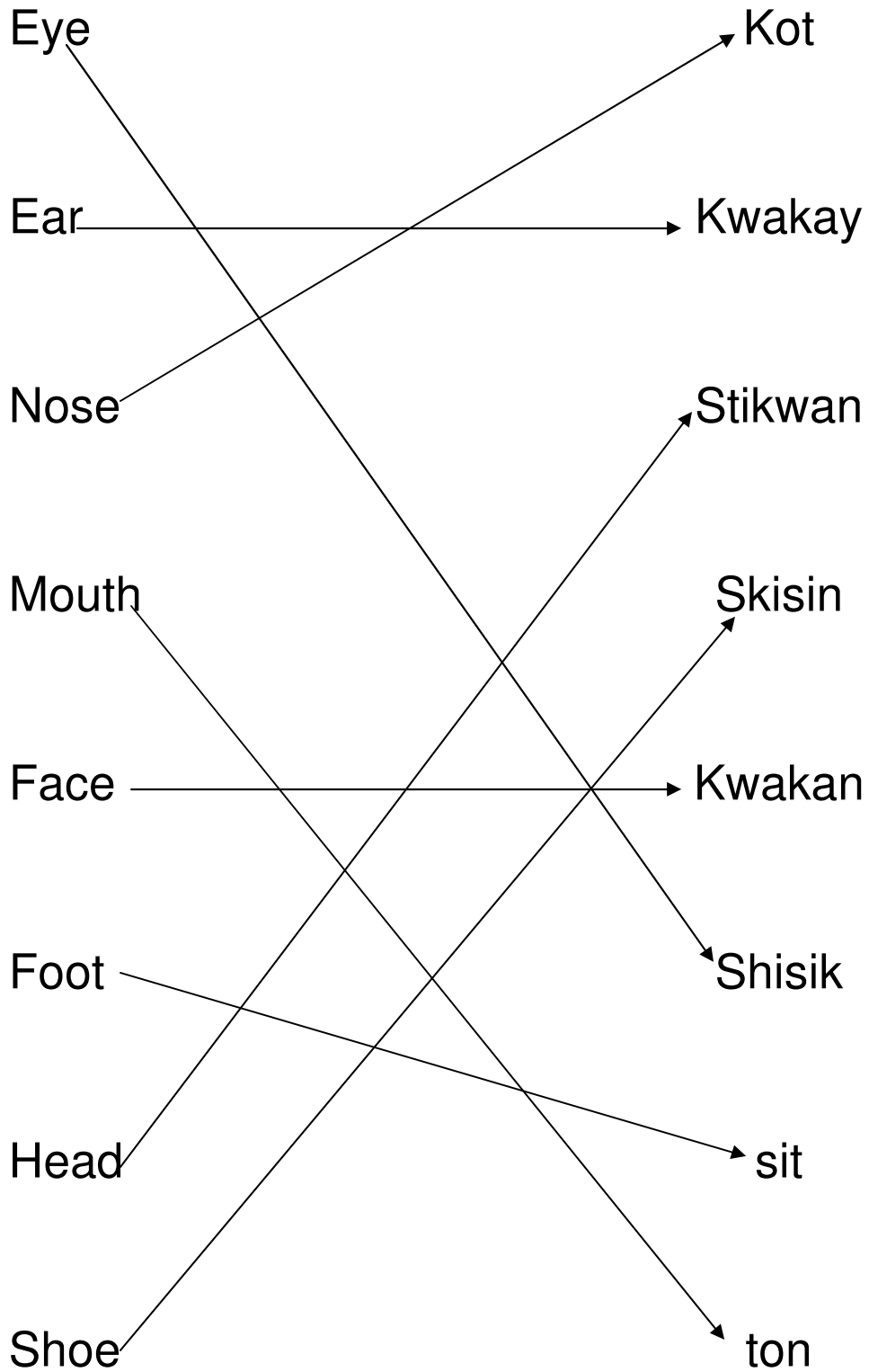
Years later, he learned how to use a telescope. He read a lot of books about astronomy, the study of stars. He used these books to teach himself about the stars and how they moved.

Page 4

Cut out the booklets, around the edges. Glue page 3 and page 4 on the back of page 2 and page 5. Stack the two booklets on top of each other in page # order. Staple on the sides.



Match the English word to the Algonquian word.



Patchwork Designs, Inc.

**ORDER FORM**

Please complete this form and mail or fax it to:

**Patchwork Designs, Inc.**

8421 Churchside Drive  
Gainesville, VA 20155

(703) 743-9948 PHONE

( 703) 743-9942 FAX

You can add any additional items to this form that you may need for your event or group.

Name \_\_\_\_\_

Address \_\_\_\_\_

City \_\_\_\_\_ State \_\_\_\_\_ Zip \_\_\_\_\_

Phone (     ) \_\_\_\_\_ Referred By: \_\_\_\_\_

Email Address: \_\_\_\_\_

Discover/MasterCard/Visa# \_\_\_\_\_ - \_\_\_\_\_ - \_\_\_\_\_ or Check # \_\_\_\_\_

Expiration Date: \_\_\_\_\_ Have you ordered before? \_\_\_\_\_

Item #	Description	Quantity	Unit Price	Total Price
Maryland	Maryland Patch		\$1.75	\$
				\$
				\$
				\$
				\$
			\$	\$
			\$	\$
			\$	\$
			\$	\$
			\$	\$
			\$	\$
SUBTOTAL				\$
Regular Shipping & Handling ( <a href="#">view chart</a> )				\$
Special Shipping (next day, priority mail etc)				\$
TOTAL ENCLOSED				\$



Patch and Program Created

By:

Cheryle Oandasan

8421 Churchside Drive  
 Gainesville, VA 20155  
 Phone: 703-743-9948  
 Fax: 703-743-9942  
 E-mail:

**WWW.PATCHWORKDESIGNS.NET**

If you would prefer Priority Mail, please add \$2.00 to the \$4.99 or above shipping category.

Next day service is an average cost of \$28.00 (USPS determines the pricing according to the zone and weight.)

Patches	
1-5	\$3.55
6-20	\$4.99
21-30	\$5.99
31-50	\$6.50
51-70	\$6.99
71-100	\$9.55
101-150	\$10.55
151-200	\$13.00
201-400	\$15.99
401-500	\$17.50
Over 500	Contact us for pricing

Kits or Manuals (shipped Priority Mail)	
1	\$6.99
2	\$9.25
3-5	\$10.75
6-8	\$12.75
10-12	\$15.75
13-20	\$22.25
21-23	\$24.00
Over 24	Contact us for pricing

Kits and manuals range from 30 to 62 pages in length (except the Patch Program Book, that is over 100). Therefore if you are ordering more than 2 kits or manuals, please use the above shipping chart. Patches, bracelet kits, and stamps can be added to any order falling within that price range. Otherwise, use the highest shipping amount on the chart according to the items ordered.