

NORTH CAROLINA

Historically Speaking Patch Program

ABOUT THIS 'HISTORICALLY SPEAKING' KIT

TABLE OF CONTENTS

Requirements for Patch Program	2
Detailed outline of kit	3
State Journal cover	4
Coloring Pages and Activity Sheets	6-9
Recipes	10
Crafts	11-15
Answer Sheets	16
Resources	17
Order Form and Shipping Chart	18-19

This **kit** was created to assist you or your group in completing the 'North Carolina Patch Program.'

Kits are books written to specifically meet requirement of our state's patch program and help individuals earn the associated patch.

All of the information has been researched for you already and collected into one place.

Not all of the requirements of the patch program are covered in this kit. Selected requirements are included and you choose the ones you wish to complete according to the items given. Included are; state symbols, maps, crafts, games, recipes, coloring sheets, and more educational information. These materials can be reproduced and distributed to the individuals completing the program.

Any other use of these programs and the materials contained in them is in direct violation of copyright laws.

If you have any questions, please feel free to contact Patchwork Designs, Inc. using any of the methods listed below.



ORDERING AND CONTACT INFORMATION

Written By:
Cheryle Oandasan
Copyright 2004/2012

After completing the 'North Carolina Patch Program', you may order the patch through Patchwork Designs, Incorporated. You may place your order in one of the following ways:

Mail

Checks and Money Order: Please send checks and money orders, payable to Patchwork Designs, Inc. to:

Patchwork Designs, Inc.
8421 Churchside Dr
Gainesville, VA 20155

Credit Card

Telephone your MasterCard or Visa order to (703) 743-9948. Leave your order and credit card number on our secure line.

Fax

Using these same card types, you may also fax your order to (703) 743-9942.

Online Store

www.patchworkdesigns.net
All information is secure.

Historically Speaking North Carolina Requirements

Complete 3 requirements to earn the patch

1. North Carolina was the first colony to declare independence. Who was it named after? What is its nickname? Locate North Carolina on a map of the USA. Identify the capital, the State Bird, flower and flag.



2. The first English colony was established on Roanoke Island, and later became known as "The Lost Colony". Who was the first English child born? Learn more about the colonial era in North Carolina. What foods did they eat? What type of clothing did they wear? What daily chores did the children have? Visit a colonial festival or reenactment if possible, OR make paper dolls dressed in colonial clothing, or conduct a skit or play about the colonial era, or play a colonial game or draw a colonial picture.

3. In 1903, the Wright Brothers flew the first airplane in Kitty Hawk, North Carolina. They first opened a bike shop. In 1899, they built and tested kites and gliders. Learn more about the Wright Brothers or the flight. You may also make a paper airplane, fly a kite or visit the Wright Brother museum. <http://www.time.com/time/time100/scientist/profile/wright.html>



4. The first gold nugget was found in North Carolina at Reed Gold Mine in Cabarrus County. Explore a cave, pan for Gems or go on a treasure hunt for rocks and minerals. (The website listed below has locations in North Carolina to visit) <http://www.geocities.com/Yosemite/Trails/1292/payperday.html>

5. There are ten lighthouses along the coast of North Carolina. Choose a lighthouse to learn more about. When was it constructed? How tall is it? What color is it? Is it operational? You may also wish to draw a picture of a lighthouse.



6. In 1853, the first North Carolina State Fair was held. Today several festivals and fairs are celebrated throughout the state. The Strawberry Festival, Children's Festival, Art, and Bluegrass festivals are just a few. Find out more about a festival in North Carolina. Where is it celebrated, when, and why? If you can, visit a festival. For fun you can create a festival of your own.

7. Approximately 30 Native American tribes are scattered across North Carolina. Some of these tribes are the Cherokee, the Catawba, the Tuscarora, and the Croatan. Choose a tribe to learn more about. Research how and where they lived; What did they eat? Find out what a wampum is and what it was used for. Listen to a Native American story, create a piece of pottery, jewelry, a dream maker, or weave a basket; or make a pictograph using symbols for words.



8. From basket weaving to jewelry making hand painted glass to pottery, the artistic crafts made in North Carolina are cherished. Try your hand at making a craft of your own.

9. Enjoy an afternoon by the sea. Learn more about the ocean and the animals or plants that live there. If you have an opportunity to visit a beach, gather shells and observe the ocean, plants, and animals there.

10. The Biltmore Estate is the largest single family home in the United States. Each year thousands of people visit this home in North Carolina. Find out more about this house. Where it is located? How many rooms are there? Draw a picture of your dream house or bedroom.

NORTH CAROLINA

DETAILED OUTLINE OF KIT

Not all of the requirements of the patch program are covered in a kit. Selected requirements are sent and you choose the ones you wish to complete according to items given. If you order the COUNTRY MANUALS that we offer, every requirement is covered and it is a 34-62 page booklet, including crafts games etc.

The items that are located in this kit can be copied for the participants and stapled together in a book format. Some items do not need to be stapled in the journal.**

*Page 4- Front cover of North Carolina journal

*Page 5- USA map and quick facts about Orville and Wilbur Wright. **Requirement # 3**

*Page 6- Pictured on this page are state symbols, an outline of the state and the flag of North Carolina. **Requirement #1**

*Page 7 -Specific instructions on how to make a paper airplane **Requirement # 1**

*Page 8- There are ten lighthouses along the coast of North Carolina. You can draw a picture of your favorite lighthouse using the descriptions listed. **Requirement #5**

*Page 9- The *Winged Horse Extravaganza* is an exhibit representing the 1903-2003 Centennial celebration of Orville and Wilbur Wright and the popular symbol of wild horses of the Outer Banks. Decorate a horse with a style of your own. **Requirement #6**

*Page 10- Recipes from North Carolina. Create a recipe to share with all the participants or enclose them in the book for future use. **Requirement #11**

*Page 11- Match the Famous person from North Carolina to their accomplishment.

*Page 10-12 Explore the Biltmore House. The largest single family house in America. Create a room fit for a king or queen. **Requirement #10**

*Page 13-14: Colonial paper dolls. Each page gives a description of chores or uses of the items in the colonial times. Information included to answer all of **Requirement # 2**

*Page 15- Helpful websites and definitions of scientific terms used by the Wright Brothers.

Included in the kit are items to complete the following requirements #1, #2, #3, #5, #6, #10, #11, #13. Choose items for the participants to complete according to their age level or interests.



Name: _____

MY NORTH CAROLINA JOURNAL

USA MAP

North Carolina was the 12th state to join the United States. It's nickname is "The Tar Heel State". Color North Carolina **green**.



Requirement # 3: *Quick facts about Orville and Wilbur Wright*

- Wilbur and Orville Wright were given a helicopter type toy as a boy and it sparked an interest in flying.
- Wilbur's mother became ill and it kept him from attending college.
- Wilbur and Orville Wright opened a bicycle shop and a printing firm. They used their mechanical skills to repair bicycles.
- Wilbur worked with his brother Orville Wright through the entire process of creating the first airplane and flight.
- They wrote to the Smithsonian and received papers about aerodynamics.
- They studied problems that occurred with other inventors previous flight experiments. They looked for solutions by observing large gliding birds.
- They built and used kites to test "wind warping" and flight control.
- They began experimenting with gliders
- The first kite and glider tests did not perform as they expected.
- They tested over two hundred different wing patterns to improve the performance of the gliders.
- They built a wind tunnel to test gliders in.
- They developed expert piloting skills by taking over 1000 flights on gliders at Kitty Hawk.
- They were the first to fly a self-propelled machine that was heavier than air.
- They flew the first airplane in Kitty Hawk, North Carolina on December 17, 1903.
- They continued to experiment with machinery and other apparatus to try to create the perfect airplane and flight.



State Outline, Symbols and Flag



State Bird: Cardinal

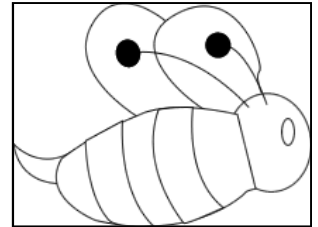
Color the bird red and the beak yellow

State Flower: Dogwood

Color the leaves green and *center* of the flower yellow. The petals are white.

State Insect: Honeybee

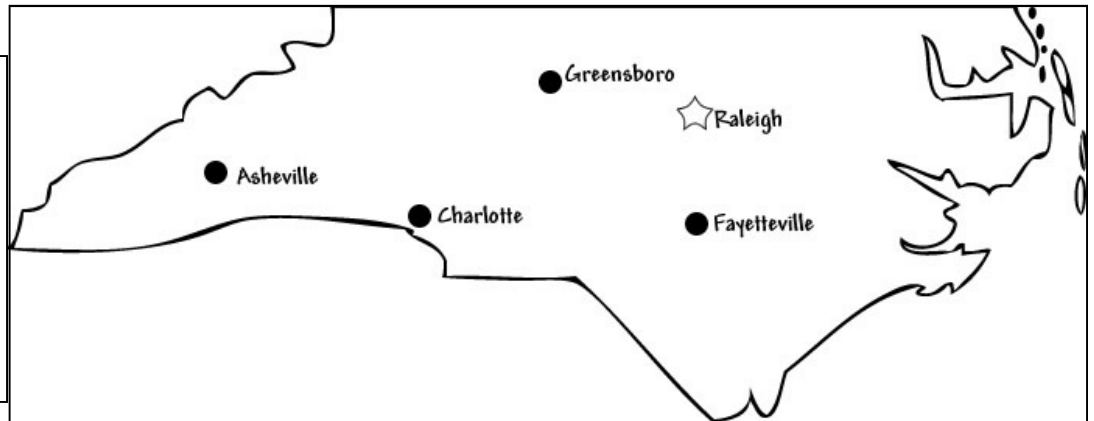
Color the bee black and yellow.



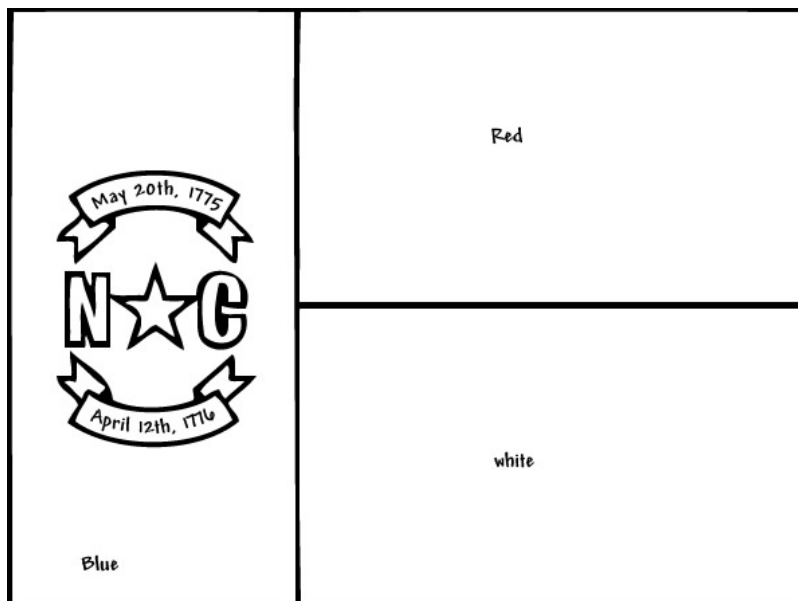
North Carolina

The state capital, Raleigh, was named after Sir Walter Raleigh, who founded the first English colony, on Roanoke Island, it is now referred to as the "Lost Colony".

Color the **star red** to mark the capital.



May 20th, 1775 marks the day of independence from England. The flag was adopted in 1885.




Color the banners and the letters yellow. The star is white.

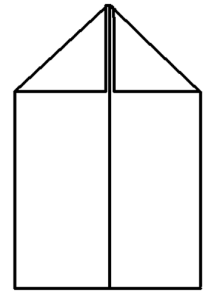
Color the remainder of the flag according to the areas labeled.

How to Make an Airplane

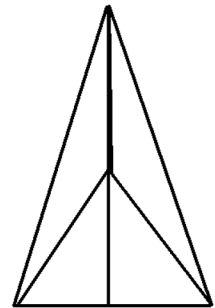
Step one: Start with a standard size piece of paper. (8 1/2" x 11) Fold the paper in half lengthways. Open the paper up, you should have a lengthwise crease down the center.



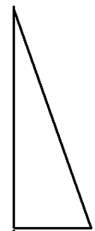
Step two: Fold down the front two corners, toward the inside of the plane - making the edge of the paper meet the fold. This should form a point at the top of the paper.



Step three: Fold down the sides again, making the edges of the fold meet each other towards the center.

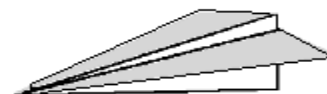
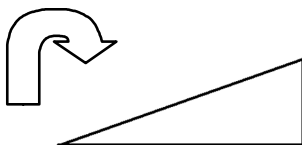


Step four: Fold the airplane in half on the center line.



Step five: Make the wings. At the top edge of the airplane, where it is open, fold it down towards the bottom.


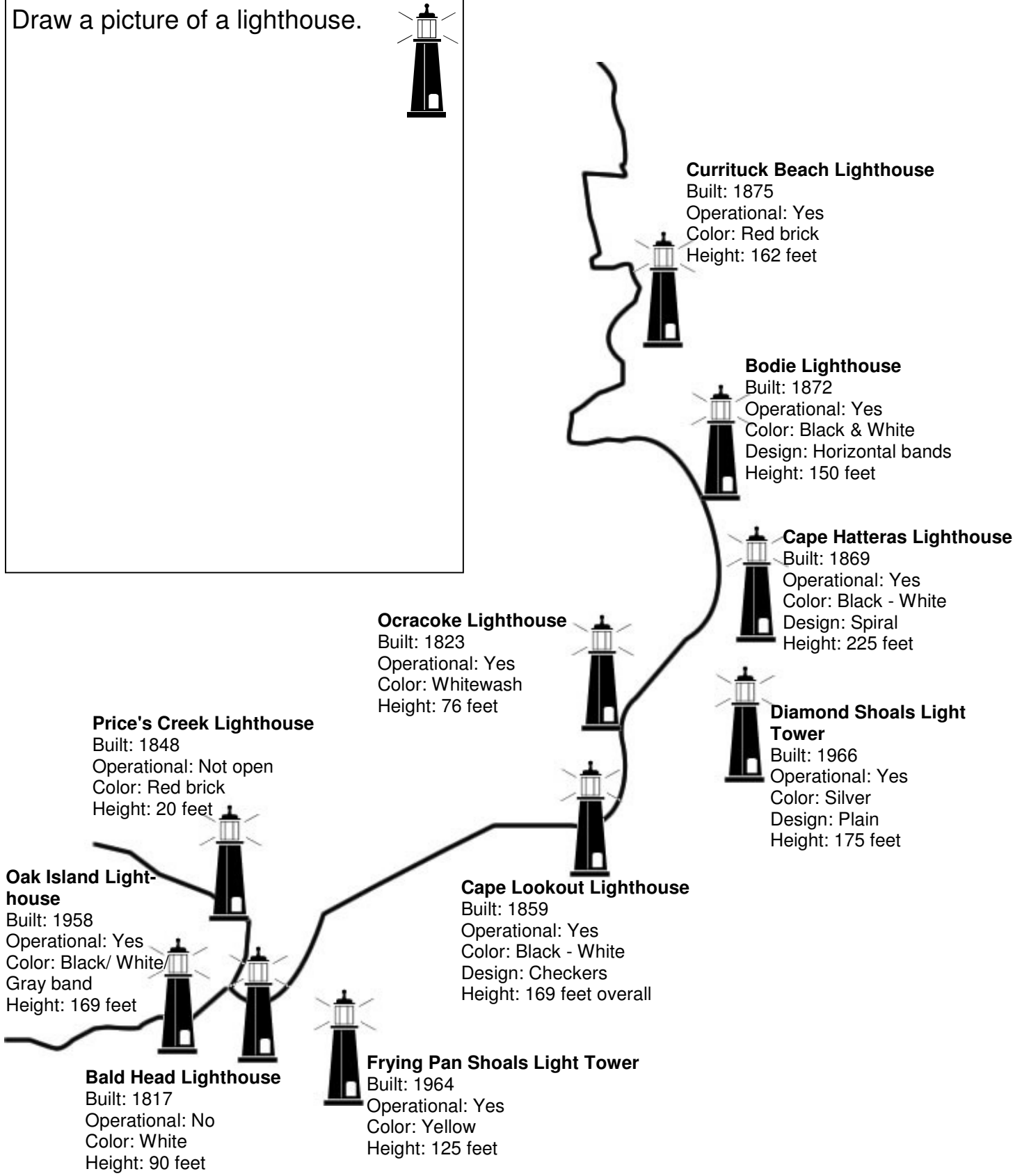
Step Six: Fly the plane!



Lighthouses Along the Coast of North Carolina

There are ten lighthouses along the coast of North Carolina. Color the shore line brown and the water blue.

Draw a picture of a lighthouse.

The Winged Horse Extravaganza

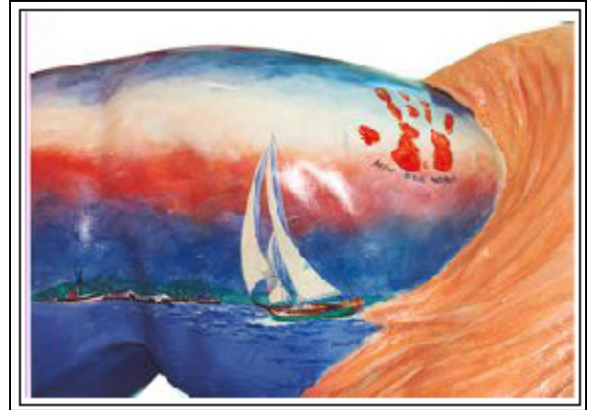
The *Winged Horse Extravaganza* is an exhibit representing the 1903-2003 Centennial celebration of Orville and Wilbur Wright and the popular symbol of wild horses of the Outer Banks. The horses that were decorated were auctioned in late 2003. The funds were allocated for a Monument to "A Century of Flight" and the Corolla Wild Horse Fund. **Decorate the horse below with a style of your own. Please name your horse!** See the below examples of horses found in North Caro-




Soar Winner



Captain Seabourne



Horse of the Rising Sun



Recipes

Sweet Potato Pie

1 1/2 cups cooked, mashed sweet potatoes
2 teaspoon butter, melted.
3/4 cup brown sugar
3 eggs beaten
1 1/2 cups milk
1/4 cup freshly squeezed orange juice

Preheat oven to 375 degrees. Place sweet potatoes in a medium sized mixing bowl. Stir in remaining ingredients into the mixture. Continue to add all items except the pecans. Pour the mixture into the pie shell. Sprinkle the top with crushed pecans. Place pie in preheated oven. Bake for 40-50 minutes or until knife comes out clean when inserted in the center.

Pecan Fudge-Pecans are popular in North Carolina and are used in a variety of dishes.

3 cups of pecans
3 sticks of butter
6 cups of sugar
1 1/3 cups of evaporated milk
2 jars of marshmallow cream, (7 oz)
2 teaspoons of vanilla
1 cup of creamy peanut butter
candy thermometer

Place butter, milk, and sugar in a saucepan. Bring to full boil on medium heat, stirring constantly. Continue boiling for exactly 10 minutes on medium heat or until candy reaches 234 F (soft ball stage). Remove from heat. Gradually stir in marshmallow cream, peanut butter and vanilla, stirring until creamy. Add pecans and stir well. Pour into a lightly buttered baking pan (12 x 13). Let cool and cut into squares..

Buttermilk Pancakes- makes 8 servings

1 cup all purpose flour
1 tablespoon sugar
1 teaspoon of baking powder
1/4 teaspoon baking soda
1/4 teaspoon salt
1 beaten egg
1 cup of buttermilk or milk for regular pancakes
2 tablespoons of cooking oil

Combine flour, sugar, baking powder, baking soda and salt in a medium sized mixing bowl. After mixing the dry ingredients together create a well in the center of the mixture. Mix egg, buttermilk, and oil in a separate bowl. After it is thoroughly combined, place the egg mixture in the center of well, mix thoroughly until all flour is thoroughly moistened. Batter will be lumpy. Add additional buttermilk to thin batter if necessary. For average sized pancakes pour about a 3 inch circle on a lightly greased pan. Serve with butter and syrup.

Match the Famous person from North Carolina to their accomplishment.


There are small hints where the words are highlighted.

Elizabeth Dole	First woman chief justice of a state supreme court
Susie Sharp	TV newscaster
John Penn	U.S. Secretary of Transportation and Labor
Gertrude Elion	signed the Declaration of Independence
Dr. Annie Lowrie Alexander	First female physician to practice in the south
Herman Warden Lay	sportscaster
Andy Griffith	Nobel prize winner in medicine
James K. Polk	11th President of the United States
Randy Travis and Ronni Milsap	Founder of Frito Lay
David Brinkley	Musicians
Howard Cosell	17th President of the United States
Andrew Johnson	First lady to President James Madison
Dolly Madison	Actress
"Sugar Ray" Leonard	Actor
Jesse Jackson	Civil Rights leader
Ava Gardner	Olympic boxing champion

My Dream Room

North Carolina was the first colony to declare independence from Great Britain. It was named for England's King Charles I. The Latin word for Charles is *Carolina*.

Build a dream room fit for princess or queen. Color the items in the room and add pictures on the wall, rugs, pillows, or curtains.



Requirement#10: *The Biltmore Estate*

Explore Biltmore House, a magnificent 250-room château filled with priceless art and antiques. You can enjoy a meal with original creations prepared and grown on the estate grounds. Explore the numerous activities available on the 8,000 acres of forests, gardens, farmlands, and rivers.

When was Biltmore constructed? It took workers six years to complete construction. From 1889-1895



Where is the house located? Asheville, North Carolina

Who owns Biltmore Estate today? The current owner is William Amherst Vanderbilt Cecil, grandson of George Vanderbilt.

How many fireplaces are in Biltmore House? The Biltmore house contains 34 bedrooms, 43 bathrooms, and 65 fireplaces covering four acres of floor space.

Where did the name “Biltmore” come from? Vanderbilt named the estate Biltmore, combining two words, “Bildt,” for the region in Holland where the Vanderbilt family originated, and “more,” an old English word meaning upland rolling hills.

What is the money from ticket sales used for? The money received provides maintenance and preservation of Biltmore Estate.


What type of furnishings or items are in the house? Art by Renoir, 16th-century tapestries, 24,000 books in seven languages, silk, crystal, marble and mahogany furniture.

The BASEMENT was mainly used for recreation for the family and servant quarters. Included in this area is a bowling alley, swimming pool, laundry room, and kitchen.

Located on the MAIN FLOOR is a garden court surrounded by a game room, banquet hall, music room, dining rooms, sitting areas, and a library.

The SECOND FLOOR is where the guest rooms and private bedrooms are located. There is a living hall one of the 32 guest rooms in this house. Mr. Vanderbilt and Mrs. Vanderbilt's room has a connecting sitting room.

On the THIRD FLOOR are suites, guest rooms, sitting areas, and restrooms. There is an elevator to reach the higher levels of the house. The North Tower Room, shaped in an oval, the Raphael Room, South Tower Room, The Watson bedroom is filled with array of pastel colors and floral prints, Van Dyck bedroom, decorated with an English accent, Morland bedroom, decorated in a colonial style with green accent, Morland bedroom, accented in turquoise.



Requirement # 2: *The Lost Colony*

In 1587, Sir Walter Raleigh set sail to establish an English colony on the island of Roanoke which is now located off the coast of North Carolina, and called Roanoke Island or the "Lost Colony".

On August 18, 1587, the first English child was born on American soil. Her mother and father named her Virginia Dare.

Shortly thereafter, John White, governor of the colony and Virginia's grandfather left for England to bring back supplies for the colonists to survive in America. What he didn't know was that England was at war. By the order of Queen Elizabeth, he had to stay in England to defend his country. The war went on for three years.

You can only imagine what may have happened to the colonists that were in great need of supplies. When John White docked the island in 1590 with a boat load of supplies, he found that the settlement had completely vanished. There were no signs of the English settlers anywhere. Today this settlement is known as the "Lost Colony."

To this day, no one is certain where the lost colony went, or what happened to them.

Many tall tales have evolved from vanishing of the colony.

Legend #1 A sickness moved across the colony slowly killing everyone. But what happened to the last person? Shouldn't there have been evidence of this illness? Was the colony later raided by hunters?

Legend #2 There was an attack by hostile Indians. Chief Manteo saw the raid in progress. He helped the colonists escape by using a secret tunnel. The colonists were accepted into the tribe as brothers and sisters.

Legend #3 The camp was raided by Indians. There was no escape for them. Several were captured as hostages, others died trying to defend themselves.

Legend #4 Fair skinned and blond Virginia Dare was captured by the Indians. The others were either killed or escaped to another land. She never knew of her other life since she was raised by the natives.

Legend #5 Virginia Dare was turned into a white deer and became the leader of all deer on Roanoke Island. Many tried to slay the deer. One brave man did and as he ran to claim the deer, he heard it whisper *Virginia Dare*.

Legend #6 It was said that the word "Croatian" was carved in a tree on Roanoke Island. Did they join the friendly Croatian natives for survival, food and supplies? If they did, how many were left after the illnesses or Indian attacks?

Which one do you believe or do you have a version of your own?

Hello, my name is Eleanor Dare.

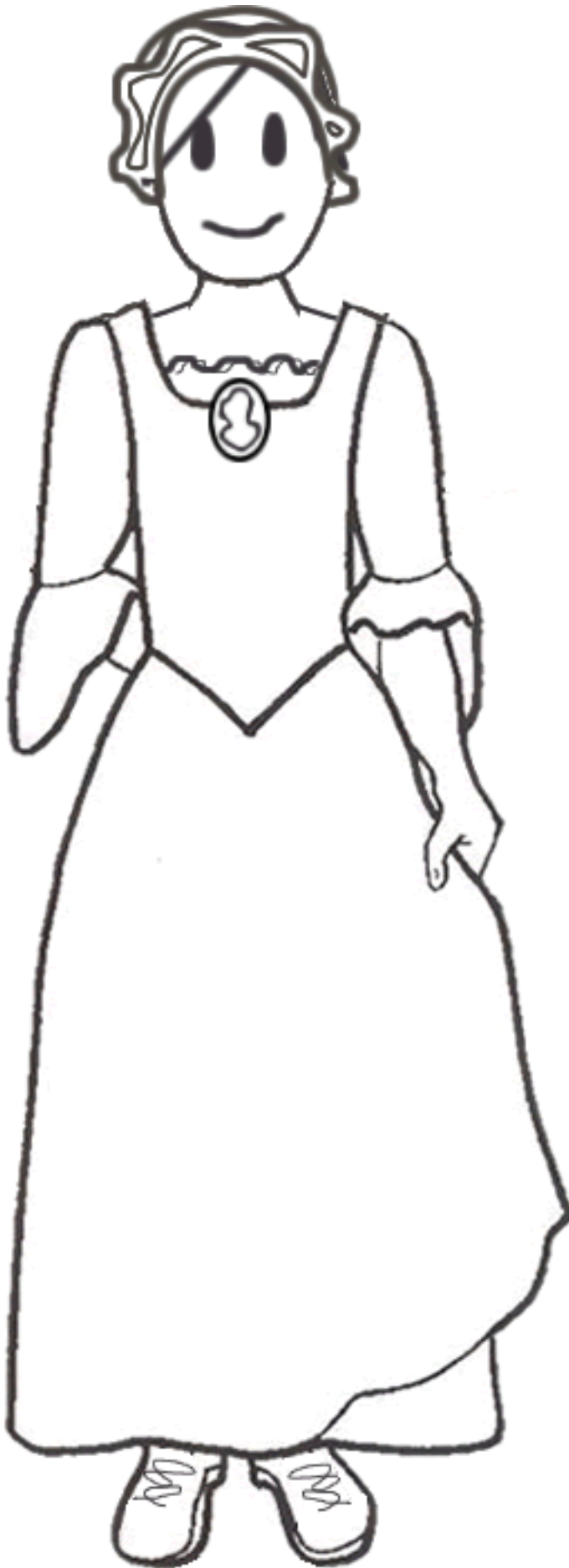
I am one of the first colonial settlers in Roanoke island. My father was John White, the governor of the first colony.

My daughter Virginia Dare was the first English child born in America. Clothing that we wore when we came to America was typical of the clothing worn in England at the time.

I am wearing a simple cotton dress. All the parts of my dress are detachable for easy hand washing. This way if only my sleeves become soiled I can un-button my sleeves and wash them without having to wash the entire dress.

So let's start from the top! My hat is called a mop hat. It keeps my hair out of my face while I am tending to the children and working around the house. My sleeves end at the elbow, but flare out to give the dress style but comfort. The bodice at the top of the dress covers the corset and undergarments that I wear under my dress. The skirt is flowing and full so I can easily get around.

I am wearing durable leather ankle boots for comfortable walking and working.



Hello my name is Benjamin.

One of the early male settlers of what is now called North Carolina.

I have learned a lot from the Native Americans that were residing here when I arrived on shore. They taught me how to plant crops, some I had never eaten in England.

At first it was a struggle to learn how to plant the corn, build our own houses and adjust to the land. Everyone in my family, including children, were responsible for helping plant the crops, clean the house, make the meals, harvest the crops and churn the butter. Like all colonial children, they had to help with these family chores and they also had other chores of their own such as collecting firewood, sewing, berry picking, collecting the eggs and milking the cows. Sometimes it was hard but we wanted to make a new life for ourselves in America. As my father always said "Son, in order to achieve greatness you need to work hard". I have passed the same skills and work ethic to my children.

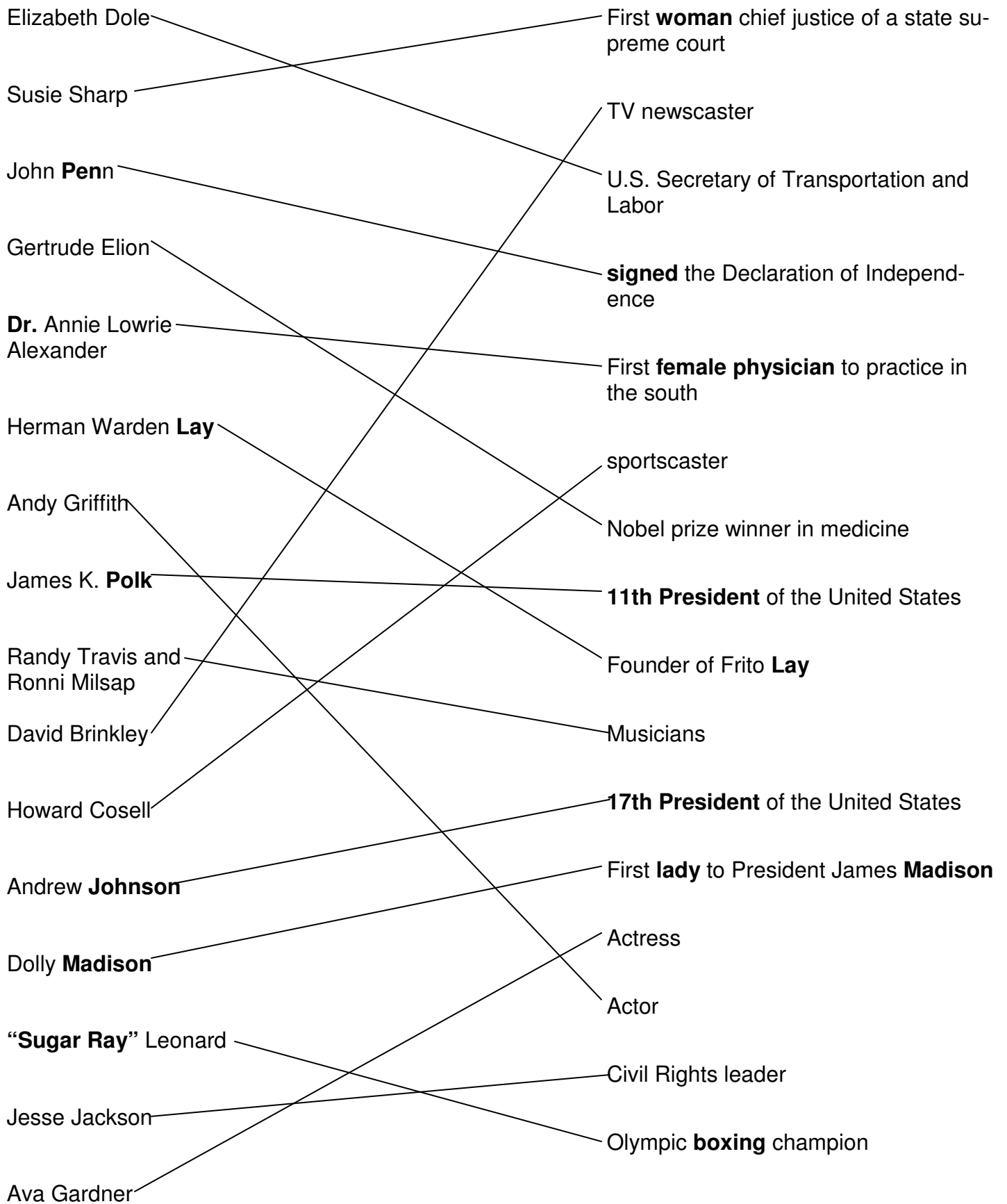
I am wearing a traditional outfit today. I am wearing a tri folded hat, comfortable cotton shirt, accented with knee breeches, and a vest.

My shoes are black leather with a metal buckle.



Match the Famous person from North Carolina to their accomplishment.

There are small hints where the words are highlighted. **(Answers)**



Helpful Sites and Resources

<http://www.vernalisapartymenus.com/state33.html> **North Carolina Recipes**

<http://www.agr.state.nc.us/markets/commodit/horticul/apples/recipes.htm> **Apple Recipes**

<http://www.salisburypost.com/2001oct/101701a.htm> **North Carolina Inn keepers Recipes**

<http://www.doa.state.nc.us/doa/cia/flyer.htm> **Native Americans of North Carolina**

<http://www.southfest.com/northcarolina.shtml> **North Carolina Festivals**

<http://www.itpi.dpi.state.nc.us/caroclips/homepage.html> **Lighthouses of North Carolina**

<http://www.time.com/time/time100/scientist/profile/wright.html> **Wright Brothers**

<http://wright.nasa.gov/wilbur.htm> **Wright Brothers**

Helpful scientific definitions from the Wright brother information:

1 Aerodynamics is very important when you are building a motor powered airplane.

aerodynamics- Designed with rounded edges so as to reduce wind drag and thereby increase fuel efficiency. Used especially of motor vehicles.

2. The Wright Brothers used propulsion to take their first flight at Kitty Hawk, N.C.

propulsion-The process of driving or propelling.

3. Wilbur created an apparatus of machine parts to use as a test for the proper weight of the airplane engine.

apparatus-An appliance or device used for a particular purpose.

4.The Wright brothers used wing warping to control their gliders.

wing warping- Moving the flying organs from side to side to create an even or correct balance in the movement. A twisting motion of the wings of an aircraft to produce lateral control.

5. Orville and Wilbur Wright were the first to fly a self-propelled heavier than air machine.

self-propelled -move forward or onward by its self.



Patchwork Designs, Inc.

ORDER FORM

Please complete this form and mail or fax it to:

Patchwork Designs, Inc.

8421 Churchside Drive
Gainesville, VA 20155

(703) 743-9948 PHONE

(703) 743-9942 FAX

You can add any additional items to this form that you may need for your event or group.

Name _____

Address _____

City _____ State _____ Zip _____

Phone () _____ Referred By: _____

Email Address: _____

Discover/MasterCard/Visa# _____ - _____ - _____ - _____ or Check # _____

Item #	Description	Quantity	Unit Price	Total Price
North Carolina	North Carolina Patch		\$1.75	\$
				\$
				\$
				\$
				\$
			\$	\$
			\$	\$
			\$	\$
			\$	\$
			\$	\$
			\$	\$
SUBTOTAL				\$
Regular Shipping & Handling (view chart)				\$
Special Shipping (next day, priority mail etc)				\$
TOTAL ENCLOSED				\$



**Patch and Program Created
By:
Cheryle Oandasan**

8421 Churchside Drive
Gainesville, VA 20155
Phone: 703-743-9948
Fax: 703-743-9942
E-mail:

WWW.PATCHWORKDESIGNS.NET

If you would prefer Priority Mail, please add \$2.00 to the \$4.99 or above shipping category.

Next day service is an average cost of \$28.00 (USPS determines the pricing according to the zone and weight.)

Patches	
1-5	\$3.55
6-20	\$4.99
21-30	\$5.99
31-50	\$6.50
51-70	\$6.99
71-100	\$9.55
101-150	\$10.55
151-200	\$13.00
201-400	\$15.99
401-500	\$17.50
Over 500	Contact us for pricing

Kits or Manuals (shipped Priority Mail)	
1	\$6.99
2	\$9.25
3-5	\$10.75
6-8	\$12.75
10-12	\$15.75
13-20	\$22.25
21-23	\$24.00
Over 24	Contact us for pricing

Kits and manuals range from 30 to 62 pages in length (except the Patch Program Book, that is over 100). Therefore if you are ordering more than 2 kits or manuals, please use the above shipping chart. Patches, bracelet kits, and stamps can be added to any order falling within that price range. Otherwise, use the highest shipping amount on the chart according to the items ordered.