


**Patchwork
Designs, Inc**

I Solved A Mystery !



Series 2

Copyright 2006

TABLE OF CONTENTS

Stolen Treasure	3
Missing Tiara	11
Broken Maracas	25
Poisoned Sushi	31
Crossword puzzle	39
Detective notebook	40
Shipping form	41

How To Use This Kit

In order to complete the I Solved A Mystery Patch Program, Series 2, you will need to use this kit. The items in this kit can be copied for the participants. Make copies of the detective notebook for all the participants so they can take notes and place their items all in one place. For extra they can place a photo inside or their thumbprint. Make sure everyone has their name on their notebook.

When the participants solve their **first** mystery then they earn the patch and the bar of the mystery they solved. After they solve mysteries thereafter, they earn the bar and can cascade them around the patch or as a row below the patch.


Location information To learn more about the coun-

tries that the mysteries are depicted in, order the manual that about that country. Included in the manual are crafts, games, recipes, crafts, etc. This will add spice to the event and give the participants the opportunity to learn more while having fun.

Laser Cut Girl Patches- Each laser cut girl is from a country that the mysteries are set in. Take Yoshiko, Kara, Elizabeth, and Maria on an adventure. You can carry these laser cut patches of girls with you or display them on a totebag, vest, etc. After you take them on an adventure be sure to write in your book all the things you enjoyed together. Everyone will want to collect the girl patches and their stories. Each book includes a story about the

girl, activity sheets, word searches, language activity, craft ideas, decorated stationary to write your stories, and much more. Books can be shared and activities copied for your group. *Please submit stories and pictures to Patchwork Designs, Inc and we will add them to our website.* Names will be deleted to safety purposes. **Ask for bulk pricing on the book and girl patches.**

Each section of this kit is labeled and categorized according to the name of the mystery. View the table of contents for specific items located in this kit.



Extra Fun

For extra fun, fingerprint the participants twice, make sure you label or code them on the back. Keep one copy for your case file and place the other copies on a "accomplice to the crime" table. You do not have to use all the fingerprints if you are doing this in a large

group. Take one of the fingerprints from the case file and enter it into evidence. The players need to use the evidence print to match against the other fingerprints. After they use magnifying glasses and compare the prints, that person within the group was the accom-

plice to the crime and assisted the real suspect. You can do this with shoe prints as well. This is not recommended for younger participants. You may also wish to have participants read the parts and dress up for the parts.



Polly Paddington Mysteries

Polly Paddington is a world famous detective.

There is no mystery that she can't solve! She uses all the tricks of the trade when she is decoding mysteries, and sometimes, she even learns something new!

Mystery of the Stolen Treasure

Mystery of the Missing Tiara

Mystery of the Broken Maracas

Mystery of the Poisoned Sushi




SERIES # 2

Follow Polly along such adventures as:

Mystery of the Missing Horse

Mystery of the Stolen Panda

Mystery of the President's Watch



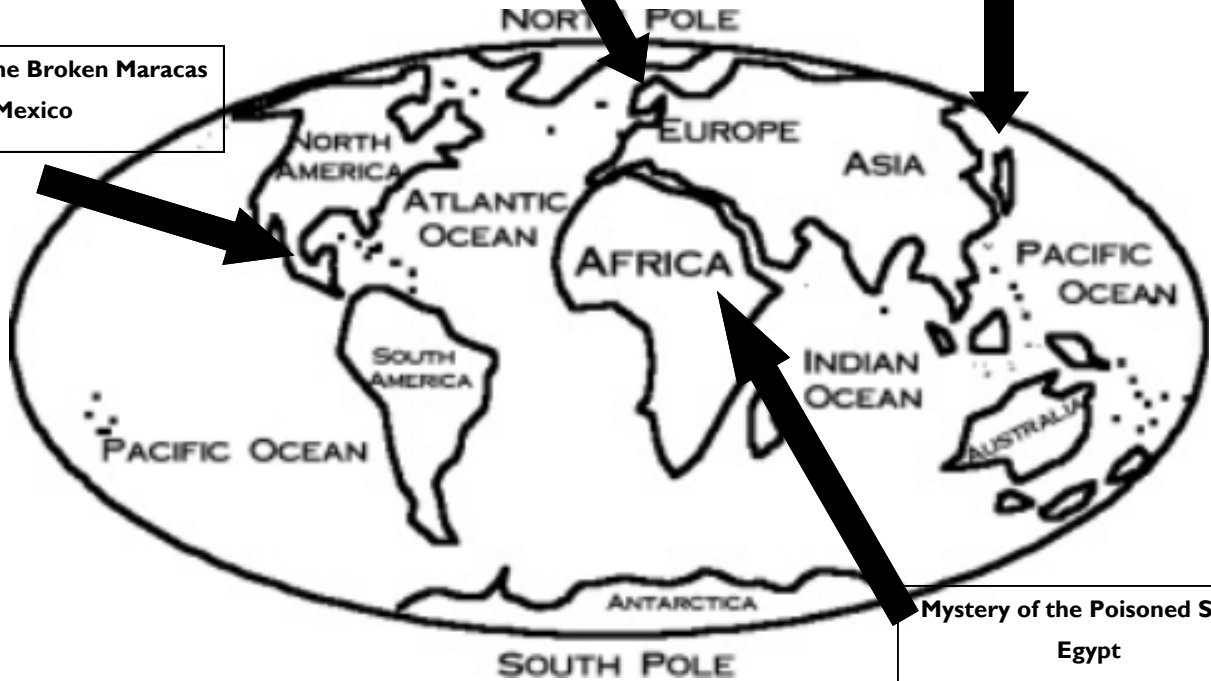
Help her solve mysteries and have fun !

SERIES # 1

Mystery of the Missing Tiara
England

Mystery of the Poisoned Sushi
Japan

Mystery of the Broken Maracas
Mexico



Mystery of the Poisoned Sushi
Egypt

Polly and the Mystery of the
Stolen Treasure





Chapter 1

Polly Paddington took out her shiny guide book to Egypt as her plane taxied down the runway. She was flying to Cairo to view an exclusive exhibit of a reopened pyramid after an archeological dig. She quickly adjusted her watch seven hours forward to reflect the time change in Egypt. She slowly sipped on her ice water and flipped through the glossy pages viewing the magnificent pictures of pyramids, temples, and Egyptian artifacts. She was ready for a vacation, she thought to herself. She glanced at her itinerary to view the package the local tour company had prepared for her. Among other items on her list were scuba diving, boating down the Nile River, and golfing.

Shortly thereafter, Polly slowly slides into a mild state of sleep only to be awoken by a flight attendant three hours later to ask her to return her tray table to the upright position.

“I’m sorry ma’me but we will be landing soon in London, England and everyone will need to fasten their seat belts and place their trays in the upright position” stated the flight attendant.

“No problem, I can’t believe I dozed off and we are almost there.” Said Polly. She handed her an empty cup and peanut bag.

After her connecting flight from London, England to Cairo, Egypt she arrived at her hotel to check into her room. When she reached her room she began getting unpacked. Polly glanced at her agenda and noted that there would be a luncheon in an hour. I can’t believe that it is only 11:00 in the afternoon. Polly thought to herself. I might as well get to know the people that I am going to spend the next 10 days with. This will be interesting.

As she entered the dining room she found an empty chair near a newly married couple engaged in conversation about their jobs in archeology.

“Hi, I am Blake Emerson and this is my wife Sam. We are archaeologists based in Arizona but travel the world on expeditions. We plan on spending the next six months exploring the ancient areas after our ten day tour.” Said Blake.

“I know how you feel”, stated Polly. “I am taking a break from work myself. After Egypt I have plans to stay over in London, England for a few days.” I am a detective and life has been quite busy lately.”

"I guess our tour starts tomorrow at the pyramids !" Said Sam

Suddenly a young lady stood up at the end the dining table and made an announcement. " Hi, my name is Emily and I will be your tour guide for the next ten days. I have some basic announcements for the tour. We will follow the agenda that everyone was given at check-in. Anyone that misses the bus in the morning will miss the tour for the day. We will be divided into groups of five today. Afterwards we can have a meet and greet so everyone can get to know the people in their group. If anyone has any questions, please feel free to talk to me." Said Emily.

Emily proceeded to divide everyone in groups of five. Everyone continued to mingle through the luncheon and then returned to their rooms.

Among the people in Polly's group were the Emerson's, Michael, a history teacher, and Tamara a nurse. They seemed like a group to hang with and not too uptight about her being a detective.

Chapter 2

Polly rubbed her eyes and glanced at her alarm clock: it read 6:30 AM. Apparently, she still hadn't adjusted to the time difference. She quickly got dressed and went downstairs to the hotel lobby to have a light breakfast and meet up with her group.

About twenty people were in the lobby, ranging from college students to museum curators. Polly had just set foot in the lobby when Emily appeared with a folder in her hands.

" Today we are visiting the pyramids. You will be able to enter the pyramids and travel through towards the center. Please be advised that if you are claustrophobic or have back problems we advise you not to climb within the pyramid because the passageway narrows to 4 feet wide towards the center of the pyramid." Stated Emily.

"Excuse me Emily but are we going to be able to view the recent discoveries within the great pyramid? I heard that today was the last day before they place it in the Egyptian Museum of Cairo." Asked Michael.

"Yes, Michael we will be able to view the recent discoveries but as I stated before, in order to view them you will have to travel to the center of the pyramid. Those who do not wish to travel to the center of the pyramid will have the option to visit the museum or take a camel ride. We will divide up once we get to the pyramid site." Stated Emily.

"If everyone is here, how about we set out a little early? The earlier we go, the cooler it will be. No one wants to be inside a pyramid at peak heat, right?" she asked.

No one complained, so Emily motioned towards the hotel's automatic doors, and led the group outside to a line of jeeps.

Polly looked on her schedule and matched the jeep number listed to the one parked outside. When she got to the jeep, the other members of her group were standing near by chatting.

"Ladies and Gentlemen, please climb aboard your jeep and fasten your seatbelts. The road to the pyramid is bumpy!" announced Emily.

Once they arrived at the site of the Great Pyramid Emily made another announcement.

If you are opting not to travel into the pyramid, you may accompany my assistant, Joel, on a camel ride tour around the outskirts of the site. In addition, there are some artifacts have been excavated already, and have been placed on tables under the canopies for your viewing. Please do not touch the artifacts! Please check in with me and let me know what options you will be taking today. Everyone entering the pyramid please line up at the entrance where Tony will be assisting you through the tour." stated Emily.

Everyone in Polly's group decided to take the tour of the pyramid. When they entered the pyramid, they had to carefully go down a flight of stairs with steep, crumbling steps. There were lamps lighting the hallways of the pyramid, and Polly was excited that she was touching the same walls as people from thousands of years ago. She ran her fingers along the wall and removed some dust to view the beautiful *hieroglyphics*, pictures from the ancient Egyptian language

For about twenty minutes, the group had silently been walking further and further into the pyramid. The passage had slowly narrowed from ten feet to four feet. Now, there was no way anyone would be able to return to the surface because everyone was walking in a single file line with barely enough room to lift their arms.

Suddenly, the passageway opened up into a spacious cavern with a high ceiling. In this cavern were little pedestals, blocks, and tables with figurines, jewelry, and perfume. Along the walls were little niches, compartments, and shelves with more items inside it.

"While this is not the area that all of the artifacts were found, we have moved all of the items into this area because it is easier to get to. Please feel free to look around, but no flash photography or touching, all artifacts are equipped with motion sensors and alarms." Tony instructed.

As everyone walked around, Polly stopped to look at a vase that was rested on a short stone column. She overheard the other's voices since they echoed.

“Wow, look at all of this detail on this cat sculpture, the paint is still on after all of these years!” stated Michael.

“Well look at this bracelet. The stones and gold are so beautiful!” replied Polly.

Tamara leaned towards the ancient sandals viewing the great detail. As he leaned over he sneezed moving the display table and setting off the alarm. The guards scrambled forward.

“I am sorry ladies and gentlemen we are going to have to close the exhibit until we do a full surveillance of the area.” Stated Tony.

“Excuse me Tony, we all know that the alarm went off only because Tamara bumped the table when she sneezed. Is it necessary that we have to leave so abruptly?” asked Sam Emerson.

“I am sure it is just procedure, let’s start heading back with the rest of the group.” Said Polly. Polly made a quick glance across the room with a feeling something wasn’t right.

Michael and Teresa were the first to the opening of the stairway and soon everyone began to follow. Polly turned her head and noticed a rolled up scroll on the floor. Noticing it was white paper and not made of ancient papyrus she reached over and picked it up. As she unrolled it she noticed it was written in Hieroglyphic symbols. She felt strongly that this was the start of a mystery and the clue to the owner would soon be revealed. Polly quickly moved to the guard and told him her suspicions.

“I am sorry but we are going to have to complete a search of everyone. There seems to be a piece of jewelry missing from the display and in addition Miss Polly has seemed to have found a clue.” Stated the guard.

Polly pulled out her Egypt guide book and flipped to the back where there was a hieroglyph glossary.





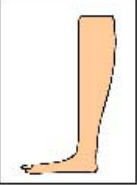

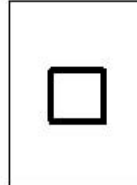



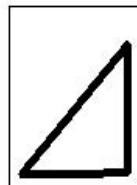



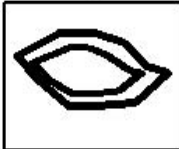



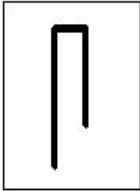







“After I decode the written message, I’m sure I’ll be able to tell what was stole and who stole it,” stated Polly.

Gather your clues. Look carefully at the piece of paper found on the ground. The notes were written on a piece of stationery. Do you remember the person who was a nurse? (The symbol on the stationery is of a nurse. In addition RN means Registered Nurse) Do you remember who has the last name Emerson? (The Emerson’s were Teresa and Michael.) She also made notes on the paper to when, where and to be the first one out. (Teresa and Michael were the first one out)

Decode the hieroglyphic symbols and discover what was stolen.

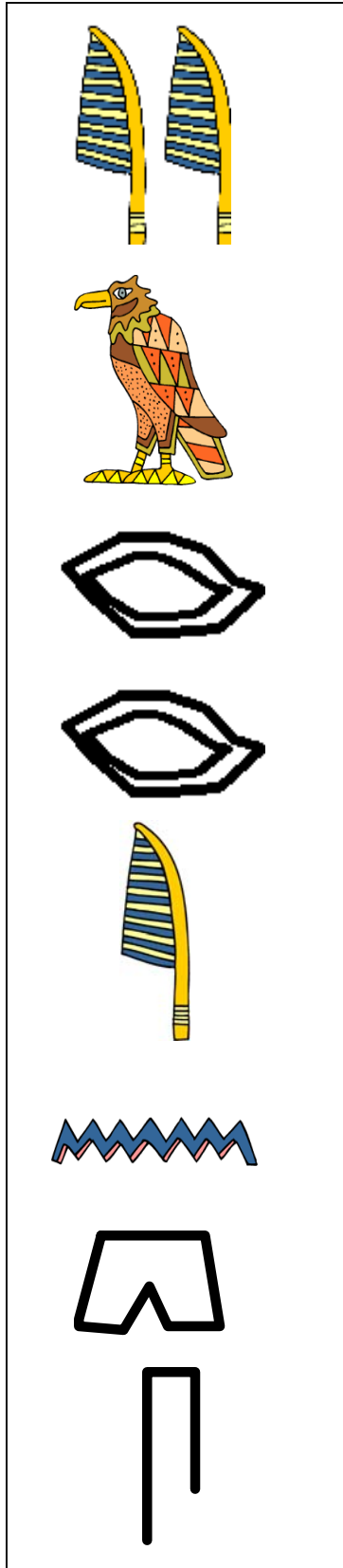
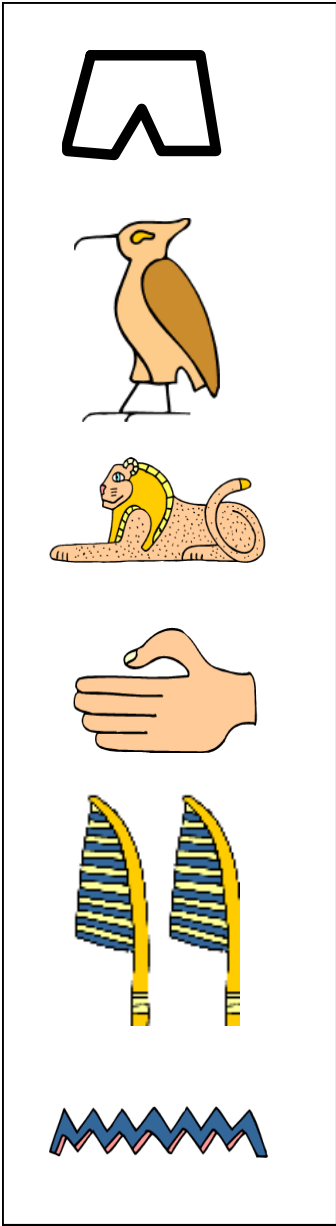
GOLDEN EARRINGS

Use the hieroglyphics to decode the message. For each symbol used there is a letter to help you unscramble who has stolen the treasure. Don't forget to take notes in your notebook of who the possible suspects could be.

			
A	H	O	V
			
B	I	P	W
			
C	J	Q	X
			
D	K	R	Y
			
E	L	S	Z
			
F	M	T	
			
G	N	U	


The Hieroglyphic Alphabet.
 There are many variations of this alphabet. We chose this one because it included all of the English letters of the alphabet.

Evidence # 4907– The case of the Stolen Treasure

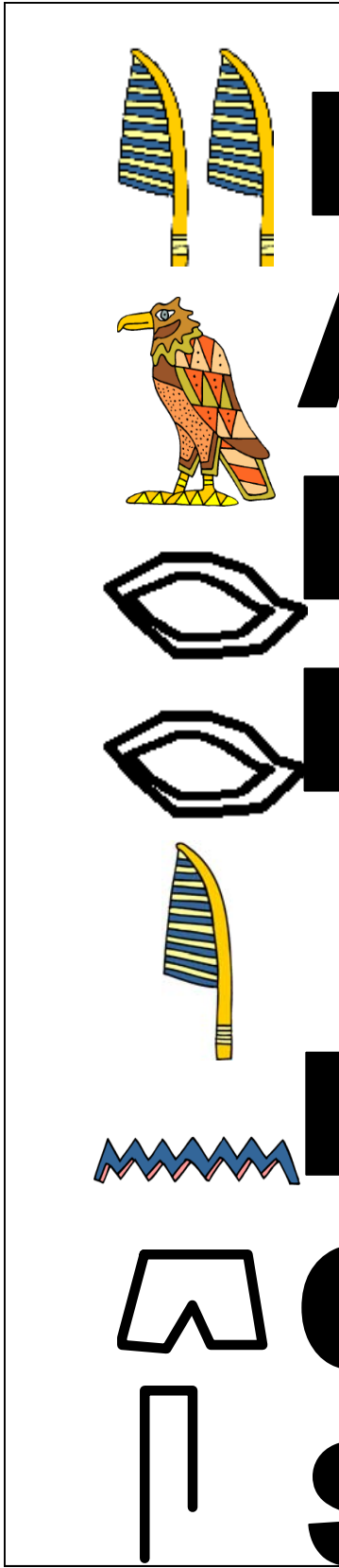


Tour...Great Pyramid...last day. First one out.
Mrs. T. Emerson, RN





G
O
I
d
e
n

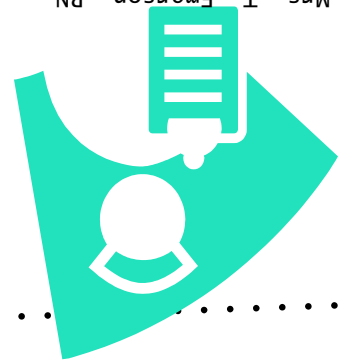


E
A
R
R
I
N
G
S

Look carefully at this piece of paper found on the ground. The notes were written on a piece of stationery. Do you remember the person who was a nurse? (The symbol on the stationery is of a nurse. In addition RN means Registered Nurse) Do you remember who has the last name Emerson? (The Emerson's were Teresa and Michael.) She also made notes on the paper to when, where and to be the first one out. (Teresa and Michael were the first ones out)

Tour...Great Pyramid...last day. First one out.

Mrs. T. Emerson, RN



Polly and the Mystery of the
Missing Tiara





Missing Tiara

“Good Morning everyone, this is Flight 154 with British Airways, a 5 hour non-stop flight to London, England from Cairo, Egypt. Our arrival time should be around 11:35 AM and we will be serving a light snack and movie for your convenience. Once we reach 10,000 feet in the air, the captain will turn off the seat belt sign, and you will be able to turn on your electronic equipment,” said the Flight Attendant.

Polly was off to meet her sister, Angie, in London, England. She hadn't seen Angie in two years, not since she had been married to Prince James of the royal family. This would be quite an experience for Polly, as along with a few regular tours, there was going to be a grand ball on Friday and Angie was going to take her shopping as soon as they arrived.

“Thank you everyone for flying with us today. We hope you have a wonderful trip here to London. Fly with us again soon,” said the Flight Attendant.

Polly gathered up all her items, and proceeded to baggage claim. After retrieving her luggage, she looked for her name on a cardboard sign, which was being held up by one of many chauffeurs. She moved quickly to once she saw her name in bright red letters.

Hi, I am Polly Paddington, Angela's sister,” said Polly. “This way ma'am and let me assist you with your luggage,” said the chauffeur.

Polly slid into the back seat of the car, and was caught off guard when her sister reached over and gave her a great big hug.

“Oh, Polly I missed you so much. I seems like forever since I last saw you. I know you must be famished; the airline food is not like it used to be. I have the maid setting up for tea time. We should be at Buckingham Palace shortly,” said Angie.

“That sounds delicious and exciting,” said Polly.

“I know there is a two hour time difference from Egypt to London, but the best way to avoid jet lag is to try to stay awake today. You will quickly adjust,” said Angie.

“I can't wait for the tour you promised of the grounds and palace,” said Polly.



Did you know that many people who visit England think that they can visit the palace any time they please? That is why we have the guard in front of the palace. Over 50,000 people visit the palace each year with our garden parties, banquets, and balls. We have to keep the palace on an invitation basis, or special tours authorized in only certain rooms, because the queen and members of our royal family still use many of the rooms today on a daily basis. Not to mention the priceless works of art and furnishings located inside,” said Angie.

“We are here! Follow me, and I will show you to your room,” said Angie.

As they walked down the hall, Polly admired some of the art work and furnishings that were being placed in the Queen exhibit. As she entered her room, she stared in awe at the four poster bed with rich red velvet fabrics on the drapery and bed coverings.

“This is really exciting being in England and staying at Buckingham Palace. Let me freshen up for a minute, and I will meet you down the hall by the stairs,” said Polly.

“That will be lovely,” said Angie. Polly unpacked a few of her items, freshened up, and quickly headed to the stairs to meet her sister.

As they headed downstairs, two children came running through the front door, followed by their parents. “Slow down and no running!” Courtney exclaimed.

“Hi, Elizabeth this is Polly, my sister, she is here visiting from the United States,” said Angie.



Elizabeth reached her hand out to Polly. “I am very pleased to meet you Polly. You may call me Lizzy. This is my brother, Josh,” said Lizzy.

Josh reached his hand out to greet Polly, and the other members of the family proceeded to introduce themselves. “Hi, I am Courtney, Josh and Lizzie’s mother.” said Courtney. “I am Matthew, grandson of the Queen,” said Matthew.



“Everyone please follow me, we will have tea in the garden,” said Angie.

“I am so hungry. You have all of my favorites, scones, cucumber sandwiches, and Earl Grey tea,” said Polly. Everyone was seated and the tea was served.

“Yes, the Queen actually celebrates her birthday twice a year. On April 21, her actual birthday, people line up to see the queen walk around the town of Windsor, offering her flowers and gifts. This year, on June 25, the public holiday, she invited book characters and children to a special luncheon,” said Angie. “It was so much fun!” Said Josh.

“The garden was set up with several special themed areas, like the 100 acre wood, a pirate beach, and a fairy land,” said Lizzy.

“We also got to meet famous children’s book authors and get their autographs,” said Josh.

“The whole luncheon ended with the mystery of the Queen’s missing purse. When she found the purse, she made a special speech to us all,” said Lizzy.

“To ensure that everyone enjoyed the show, they aired the event through the local TV station,” said Angie.

“It sounds like a wonderful event,” said Polly.

“Speaking of the Queen’s birthday...Polly you really should view the Queen’s Exhibit. It is a magnificent display of her dresses and personal jewelry from the 1940’s to the present day in honor of her 80th birthday,” said Courtney.

“Yes, the jewelry is so beautiful, especially the tiaras,” interrupted Lizzy.

“That is because you are always trying on Great Grandma’s jewelry, and parading through the halls like you own the palace,” stated Josh.

“Okay, children that is quite enough,” said Matthew.

“Matthew, I really think we should take the children back into the palace for riding lessons. We don’t want them eating too many sweet scones,” said Courtney.

Courtney, Matthew, Lizzy, and John excused themselves. Polly and Angie continued to sip their tea and relax in the beautiful garden.

“Well Polly, if you are up for it, we can look at a few gowns in preparation for the ball tomorrow. I was thinking maybe a robin’s egg blue or an orchid pink. Either would be a great color for you.” said Angie.

“Sounds good!” said Polly.

“They finished their tea and began to head back into the palace. Angie went upstairs to get her purse while Polly waited in the grand entrance to go shopping.

Suddenly, Courtney and Josh came running up to Polly. “Quick...Polly come to the Queen’s exhibit, one of her tiara’s is missing. The police are on the way,” said Courtney.

“I know you can help since you are a detective.” said Josh.

“Well, it looks like I will be seeing the Queen’s exhibit sooner than I thought.” said Polly.

As they arrived at the exhibit, Polly leaned over and picked up a letter addressed to the Queen. “Call off the Police, I think we have found answer to the stolen tiara,” said Polly.

She opened the envelope and began to read the letter aloud. Follow the clues hidden along the palace. Soon you will find the tiara. (The rules to the game should be placed in the envelope.)

I’ll see you there!



Rules of the Game

Object of the Game:

The object of the game is to go around the board and gather clues from your players. After you gather all the clues then you can solve the mystery of where the missing tiara is located, who placed it there, and why. Write the findings in your detective notebook as you play the game.

Playing the Game:

Gather up to 4 players to play this game. You will need game pieces. Game pieces can be as simple as pony beads in a variety of colors.

The game board is the first floor of the Buckingham Palace from 1916. Get your pencil and detective notebook ready marking down all the clues as they are revealed to you. Everyone should start the game in the large square labeled the grand entrance. When it is your turn you can move to any room you would like. It is up to you to remember to write in your notebook the areas you have already visited. You can only ask for the room card clue from other players when you are in the room. You are allowed to stay in the room as many turns as you would like but you can only ask to see the room card that you are in. You can begin by asking any player for clues. You will receive a clue or the Polly Paddington card to view.

Polly Paddington Cards: (Using these cards are optional)

Everyone that is playing will receive a Polly Paddington card. You may choose not to use these cards with younger players if they don't understand how to use the cards.

The Polly Paddington cards offers the players a chance to flash a "red herring" or false clue to your players. **ONLY** if you don't have any of the clues that they asked for. This card makes the other players think that they being showed a clue and confuses them what clues that they are showing the other players. For example, Sally asked Mike if he has the powder room or the maid. He doesn't have either one of those clues so he shows her the Polly Paddington card. The other players thinks he had one of the clues. **Of course, if he has one of the cards he or she must show her one of them**. Though, if he has both he only shows one.

Room and Suspect Cards:

Make sure all the Polly Paddington cards are distributed or set aside if you are not using them. Then proceed to sort the room cards and the suspect cards. Place them face down and two separate piles. Choose one room card and one suspect and hide them in a separate area or an envelope. Mix the remainder cards together and distribute them evenly among the other players. These are the clue cards that they will start with. Please note the areas such as grand entrance, principal corridor, and ambassador's entrance are not room cards and will not be on the list to check off.

Ending the Game:

When someone wants to make a guess of where the missing tiara is and who did it, then they can make a guess when it is their turn. This can be immediately after they see a clue or any time during their turn. They must state " I want to solve the mystery" I think _____(suspect) placed the tiara is in the _____(name of the room). Then they look at the answer without revealing it to the other players. If they are correct then they show the answer to everyone. If they are wrong then they are out of the game. The game continues until someone solves the mystery correctly.

When the mystery is solved read one of the following captions according to the suspect that committed the crime.

Queen:

The queen was busy with the opening of the display of her jewels and crowns. She borrowed the tiara to wear for a late tea with the London Society tea group. The missing tiara was found on the queen's head standing in _____ (name of the room revealed) after her tea party. Thank you for solving the mystery of missing tiara.

Lizzy:

Lizzy was always wearing her grandmothers tiara's around the palace. Today she left it in the _____ (name of the room revealed) after playing dress up. Thank you for solving the mystery of missing tiara.

Maid:

The maid was cleaning the main floor when she seen the tiara laying on the floor. She noticed there was a jewel missing from the top part of the crown so she placed it in the _____ (name of the room revealed) until she could tell the queen about her discovery. Thank you for solving the mystery of the missing tiara.

Matthew:

Matthew had taken the queen's tiara off the display hoping that Lizzy would get in trouble for it. He hid it in the _____ (name of the room revealed). Thank you for solving the crime of presidents watch before it was sold on the internet.

Princess Angie (Polly's Sister):

Angie had asked the queen if she could borrow it to wear to the ball the next day. She placed the crown in a box and was found in the _____ (name of the room revealed) holding it in her hands. Thank you for solving the mystery of the missing tiara.

Secretary:

While opening the mail last week the secretary noticed that their was a solicitation for any of the queens precious heirlooms. One letter stated that they would purchase the crown for \$550,000. Since she had access to the display she took it off the velvet pillow that evening. But she didn't get away with the crime, Polly caught her in _____ (name of the room revealed) before she could escape with the missing tiara from the house. Thank you for solving the crime of missing tiara.

Clerk:

The clerk was filing papers and decided to snoop through the queen's personal files. She located the recent authentic certificate from London Jewelers for the items on display. Seeing the tiara was worth one million dollars she grabbed it quickly. Polly and the police found her hiding in the _____ (name of the room revealed) with the missing tiara. Thank you for solving the crime of missing tiara.

Find out where the missing tiara is and who stole it by playing the game on this actual layout of the Buckingham Palace main floor in 1913.

Divide the cards into separate stacks. Without looking take one suspect card and one room card and place it face down away from the game.

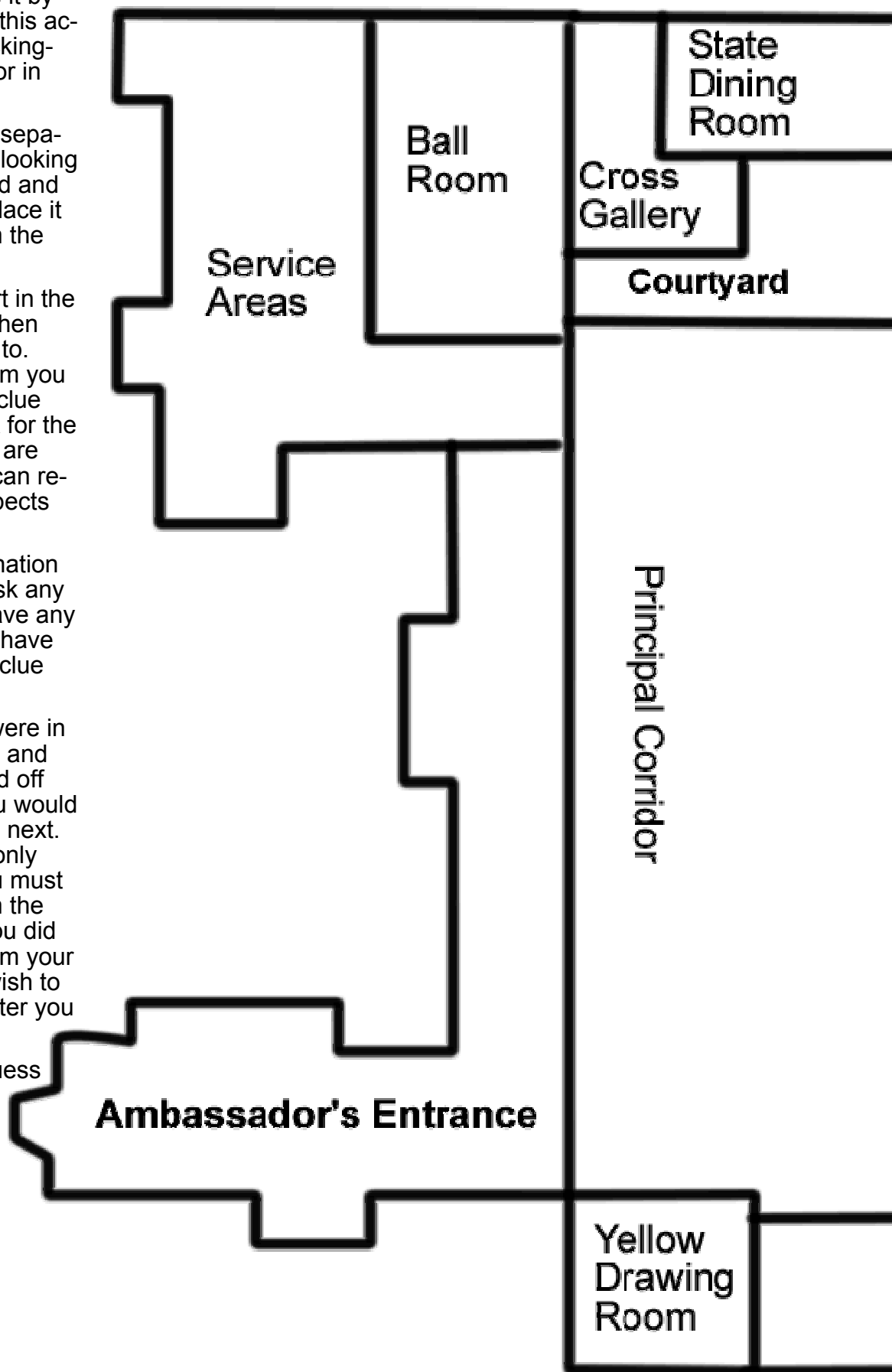
Everyone should start in the grand entrance and then choose a room to go to. Keep track of the room you have visited on your clue sheet. You must ask for the card of the room you are presently in but you can request any of the suspects on the list.

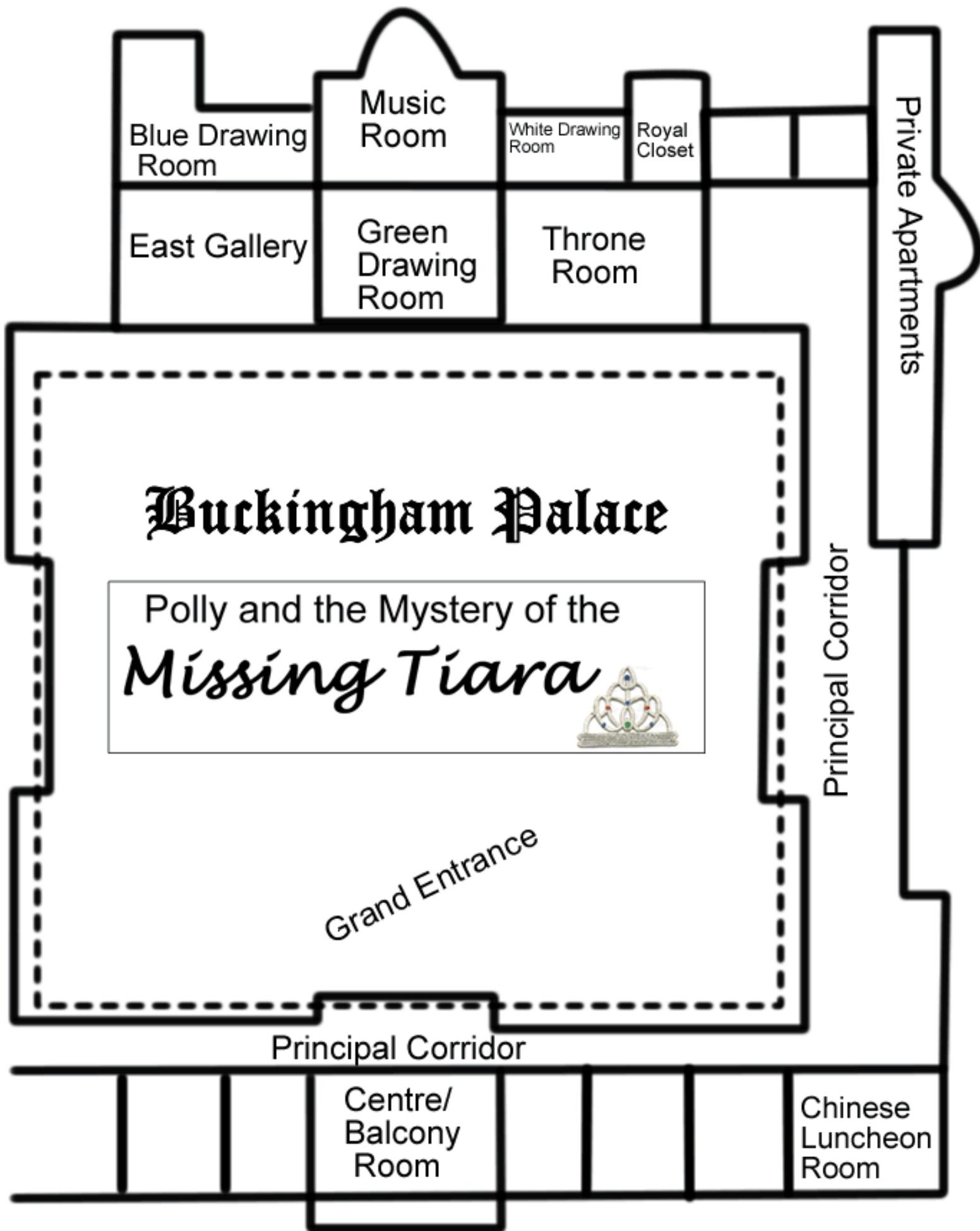
Use process of elimination to play this game. Ask any participants if they have any of the cards that you have not checked off your clue list.

For example, if you were in the state dining room and you have not checked off the ballroom then you would move to the ballroom next. Remember you can only ask one person. You must move out of the room the next move, even if you did not receive a clue from your questioning. If you wish to return to that room later you may.

The first person to guess correctly wins.

More specific rules under the rule page.





Blue Drawing Room

Music Room

White Drawing Room

Royal Closet

East Gallery

Green Drawing Room

Throne Room

Private Apartments

Buckingham Palace

Polly and the Mystery of the
Missing Tiara



Principal Corridor

Grand Entrance

Principal Corridor

Centre/
Balcony
Room

Chinese Luncheon Room

Make several copies of this game sheet page so the participants can play the game several times or if you have a lot of participants. There is a copy of this game card in the detective notebook as well.

<input type="checkbox"/>	East Gallery
<input type="checkbox"/>	Chinese Luncheon Room
<input type="checkbox"/>	Ballroom
<input type="checkbox"/>	Service Areas
<input type="checkbox"/>	Cross Gallery
<input type="checkbox"/>	Centre/Balcony Room
<input type="checkbox"/>	State Dining Room
<input type="checkbox"/>	Courtyard
<input type="checkbox"/>	Throne Room
<input type="checkbox"/>	Yellow Drawing Room
<input type="checkbox"/>	White Drawing Room
<input type="checkbox"/>	Green Drawing Room
<input type="checkbox"/>	Blue Drawing Room
<input type="checkbox"/>	Private Apartments
<input type="checkbox"/>	Music Room

<input type="checkbox"/>	East Gallery
<input type="checkbox"/>	Chinese Luncheon Room
<input type="checkbox"/>	Ballroom
<input type="checkbox"/>	Service Areas
<input type="checkbox"/>	Cross Gallery
<input type="checkbox"/>	Centre/Balcony Room
<input type="checkbox"/>	State Dining Room
<input type="checkbox"/>	Courtyard
<input type="checkbox"/>	Throne Room
<input type="checkbox"/>	Yellow Drawing Room
<input type="checkbox"/>	White Drawing Room
<input type="checkbox"/>	Green Drawing Room
<input type="checkbox"/>	Blue Drawing Room
<input type="checkbox"/>	Private Apartments
<input type="checkbox"/>	Music Room

<input type="checkbox"/>	East Gallery
<input type="checkbox"/>	Chinese Luncheon Room
<input type="checkbox"/>	Ballroom
<input type="checkbox"/>	Service Areas
<input type="checkbox"/>	Cross Gallery
<input type="checkbox"/>	Centre/Balcony Room
<input type="checkbox"/>	State Dining Room
<input type="checkbox"/>	Courtyard
<input type="checkbox"/>	Throne Room
<input type="checkbox"/>	Yellow Drawing Room
<input type="checkbox"/>	White Drawing Room
<input type="checkbox"/>	Green Drawing Room
<input type="checkbox"/>	Blue Drawing Room
<input type="checkbox"/>	Private Apartments
<input type="checkbox"/>	Music Room

<input type="checkbox"/>	East Gallery
<input type="checkbox"/>	Chinese Luncheon Room
<input type="checkbox"/>	Ballroom
<input type="checkbox"/>	Service Areas
<input type="checkbox"/>	Cross Gallery
<input type="checkbox"/>	Centre/Balcony Room
<input type="checkbox"/>	State Dining Room
<input type="checkbox"/>	Courtyard
<input type="checkbox"/>	Throne Room
<input type="checkbox"/>	Yellow Drawing Room
<input type="checkbox"/>	White Drawing Room
<input type="checkbox"/>	Green Drawing Room
<input type="checkbox"/>	Blue Drawing Room
<input type="checkbox"/>	Private Apartments
<input type="checkbox"/>	Music Room

Make several copies of this game sheet page so the participants can play the game several times or if you have a lot of participants. There is a copy of this game card in the detective notebook as well.

Who did it?

- The Queen
- Princess Angie
- Lizzy
- Josh
- Clerk
- Maid
- Secretary

Who did it?

- The Queen
- Princess Angie
- Lizzy
- Josh
- Clerk
- Maid
- Secretary

Who did it?

- The Queen
- Princess Angie
- Lizzy
- Josh
- Clerk
- Maid
- Secretary

Who did it?


- The Queen
- Princess Angie
- Lizzy
- Josh
- Clerk
- Maid
- Secretary

Make copies of the below cards on cardstock or glue them on cardstock to create the clue cards.

Maid



Throne Room



Clerk



Queen



Princess Angie



Secretary

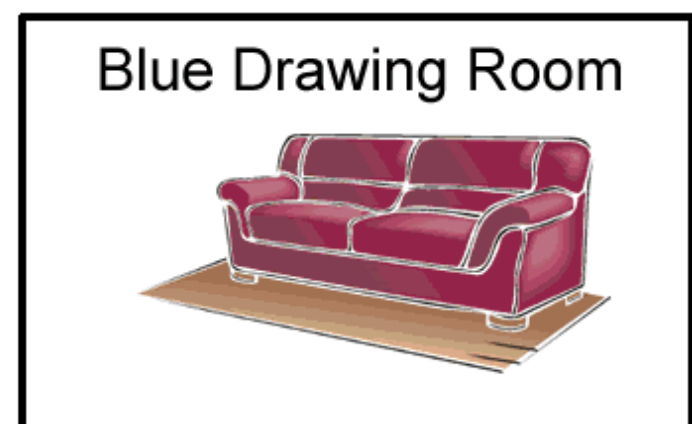


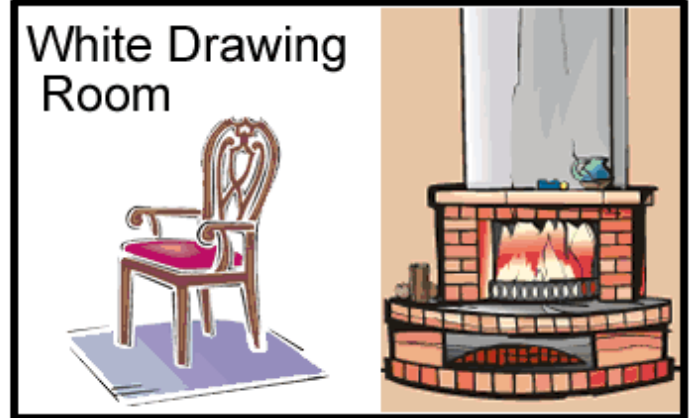



Josh



Lizzy






Make copies of the below cards on cardstock or glue them on cardstock to create the clue cards.

State Dining Room




Yellow Drawing Room



Courtyard



Green Drawing Room



Cross Gallery



Polly Paddington

Use this card if you don't have any clues to show.



Polly Paddington

Use this card if you don't have any clues to show.



Polly Paddington

Use this card if you don't have any clues to show.



Polly and the Mystery of the Broken Maracas





Polly had just returned from a long trip. She had just enough time to rest a few days at her home in California before heading to Mexico City for the annual Cinco De Mayo celebration. Her cousin, Amelia Rivera, was accompanying her on the trip.

Polly picked up the phone to call her. “Hola, do you have your sunhat and swimsuit packed” asked Polly? “Yes, I can’t wait to leave,” Amelia said.

“Great I will see you at the airport at 7 AM sharp,” said Polly.

Before they knew it, the plane had landed in Mexico and Amelia and Polly headed for their hotel. A fiesta was already underway in the Grand Room of their hotel and they headed to the front desk.

“This is going to be so much fun,” said Amelia.

The front desk clerk greeted them “Buenos Dias (Good day), Senioritas (ladies), here are the keys to your room as well as a directory of local exhibits, restaurants, festivities, and places of interest. We hope you enjoy your stay!” he said.

Polly and Amelia thanked him and headed to their room and unpacked. They were greeted by a huge welcome basket filled with vibrantly colored tropical fruits and delicious chocolates.

“Wow, Polly did you see this basket” said Amelia.

“Yes, it is wonderful.” said Polly, taking a huge bite from a bright red apple. “Did you know that apples are Mexico’s second largest crop? Oranges is the first,” Polly said. “I know that they send a lot of fruit to the United States in the winter,” said Amelia.

“Come over here, and let’s check out the brochures the clerk gave us,” said Amelia.

“There are a lot of wonderful things going on for the week of Cinco De Mayo,” said Polly.

“Let’s go to the Zócalo,” said Amelia.

“That’s a great idea,” exclaimed Polly. “It says in this brochure that after Mexico’s independence from Spain, they wanted to have a monument in its memory on the central square.”

“Zócalo means base, or platform, and because of a lack of money, the platform never got its monument, and now even the platform has disappeared. Although the official name of the square is Plaza de la Constitución, it is most commonly called Zócalo,” said Polly concluded.

“I really want to go to the music festival, listen to the mariachi music and watch the folklorico dancing....maybe I’ll see an Aztec Medicine or the remains of an ancient Aztec temple,” said Amelia.

“Hey, there is an exhibit near the hotel of famous people’s memorabilia like clothing, musical instruments, and jewelry,” said Amelia.

“Let’s go there tomorrow, and then attend the fiesta in our hotel’s Grand Hall around 6 p.m.,” said Polly.

Polly and Amelia finished unpacking, ate a light dinner, and headed to bed.

After breakfast, they headed to the Mexican exhibit. They were the first ones at the gate. After paying admission, the museum curator, whose name tag was marked “Gabby, curator-in-training,” divided them into color coded groups according to the color on the ticket. Amelia and Polly were the blue group, and the first stop was the musician’s room.

“Buenos Dias, mi nombre es Gabby or for those of you who speak English, Good Morning, my name is Gabby. Today, I will be the museum curator for your tour. There are just a few short rules. Stay with your group, no photographs allowed and please do not touch the memorabilia.” Gabby said.

The girls joined their group, and approached by two girls. “Hi, I am Danielle, and this is my sister Jackie. We are visiting from Kansas, and are touring Mexico City before we start our summer intern jobs.” She said.

“Yeah, we are scheduled to work this afternoon at the local shopping center, so we thought we would see this museum this morning.” Said Jackie.

Danielle elbowed Jackie, correcting her sister, “She meant we are scheduled to take a tour at the local shopping center.” Danielle then mumbled something in Spanish to Jackie.

Polly has her suspicions of the girls, but shrugs it off. But, she writes down the Spanish she heard them mumble just in case it is important.

Re-joining the group, she meets Victor, a scuba diving instructor from Maryland and an older lady named Kathy, from Florida. She had five kids and said, “I am sure the kids and husband are around here somewhere.”

Polly and Amelia introduce themselves and Gabby asks them to follow her to next room.

As they entered the musician’s room, Polly admired the many instruments that were displayed in the room. There were instruments hanging from the ceiling, on the walls, and on display tables upon silk cloths. Lights cascaded over the displays and a Spanish tune was playing lightly in the background. Encased under glass were several items of musicians clothing from different artists.

As they enjoyed the beauty of the room, Gabby introduced the first display.

“This is a white jacket and acoustic guitar once owned by Juan Gabriel. Look closely at the detail in the stitching and the accent of rhinestones along the trim. He is a six-time Grammy nominee, and has sold 30 million copies of his albums. He has performed all around the world. In addition....”

Suddenly a crash was heard, and many small round objects resembling beads rolled across the floor.

Quickly, everyone looked over to the area from where the sound came from, but there didn’t seem to be anyone near it.

“Before we jump to conclusions, let’s move away from the crime scene, so I can gather clues,” said Polly.

“Spoken like a true detective,” said Amelia.

Polly moved closer to the crime scene, picking up the broken maracas from the floor. As she picked them up, an assortment of small circular beads cascaded out of the shell.

“It looks like there are beads on the table, as well as the floor,” said Polly.

“There is also a circular piece of wire that appears to be broken. Approximately two feet from the maracas are shiny sparkles that appear to be glass. Hmmm.....we were all standing about two to three feet away from the broken maracas, so it will be hard to detect who actually broke them,” said Polly.

“It was one of those kids,” said Jackie, pointing at the five children.

“I am confused, only the valuable items are encased in glass, why would there be broken glass on the floor” said Gabby?

“Well Gabby, if you look at the side of this display case, you will notice there is already a circular cut in the side. Which I think was done earlier. Someone was in the mist of stealing this jeweled necklace, not the maracas,” said Polly.

She looked all around the display case and started taking notes.

“There is also a crumbed piece of paper on the floor with dates and times, and some Spanish words,” said Polly.

After a few minutes, Polly turned to the group and said, “I think I know who did it.”

Did you solve the mystery?

1. Gather your clues:

2. Who are suspects?

Victor the scuba diver, Kathy a mother of five, Danielle and Jackie working in Mexico for the summer.

3. The maracas fell from the ceiling and shattered just as the person was getting ready to steal something from a display case. This startled the suspect and actually stopped them from stealing the jewelry and in the process they dropped the note.

4. Who were the only people in the group that spoke Spanish?

5. They couldn't get their story straight of what they were doing after the museum tour and they acted kind of nervous. They were quick to blame the kids as to push everyone from thinking it was them.

The note on the next page is the note that was found on the floor. You can crumble it to make it look realistic or simply distribute it to the group solving the clues. Use the reverse side of the letter to decode the letter.

BELOW ARE THE ANSWERS TO THE SPANISH WORDS ON THE NOTE.

Cinco De Mayo 9:00 Museo Joyas tomar —Spanish

May 5th 9:00 museum jewelry to take —English

On the 5th of May they plan to take the jewelry from the museum at 9:00. (clue)

cuatro de Mayo vidrio Cortar 6:00 joyas —Spanish

May 4th glass to cut 6:00 jewelry —English

On the 4th of May they plan to cut the glass on the jewelry case at 6:00. (clue)

7:00 Seis de Mayo Joyas Tienda vender —Spanish

7:00 May 6th jewelry shop sells —English

On the 6th of May they plan to sell the stolen jewelry at a shop at 7:00. (clue)

Cinco De Mayo

9:00

Museo

Joyas

tomar

7:00

Seis de Mayo

Joyas

Tienda

vender

cuatro de Mayo

Cortar

6:00

Vidrio

Joyas

Use this table to translate the words from the paper found. Then unscramble the words to form the clue.

Spanish word	English word
Hola'	hello
adiós	goodbye
Uno	one
museo	museum
de	of
comida	food
fiesta	holiday
seis	six
mayo	may
cortar	To cut
cuatro	four
vender	sells
cinco	five
dinero	money
vidrio	glass
cama	bed
joyas	jewelry
tomar	To take
tienda	shop
amigo	friend
misterio	mystery
pan	bread
puerta	door
roto	broken
árbol	tree
libro	book

Polly and the Mystery of the
Poisoned Sushi
Doku Sushi no Nazo



It was a rainy day and Polly could feel a slight chill as she boarded an airplane to Tōkyō, Japan. She sat in her seat and read the safety guidelines provided to her by the airline, and when it was safe to use electronics, she placed her headphones on her head. Polly was a little overwhelmed with the fact that it would take about thirteen hours to get to Japan, but the hours went fast with sleeping, reading, and watching movies. Polly had been to Japan before for “work”, but this time she planned to spend a couple weeks exploring the sights, eating sushi, and catching up with old friends.

After the plane touched the Tōkyō runway and came to a complete stop, the flight attendant directed us towards the exit.

“*Arigatou*, (Air ee got tow) Thank you, for flying with us today. We know you have a choice in your airline and we are glad you chose us. Have a nice stay”, the flight attendant said.

Polly hailed a taxi at the airport entrance after she picked up her luggage and gave him the address of her friend’s apartment.

“Shibuya (she boo yah) Apartments, please, ” Polly said to the driver. The driver nodded and pulled out of the airport arrival lane.

The friend Polly was visiting, Jenna, had attended school with Polly in California. After graduating from college with a major in East Asian Studies, Jenna had chosen to study abroad and work in Japan for one year. She had just moved into her own apartment two months ago, and had invited Polly to stay with her for a while.

Soon enough, the taxi had arrived in front of the apartment building, and Polly pulled out ¥250 (250 yen, about \$25) to pay the taxi fare. Polly then removed her luggage from the trunk of the taxi and rolled it to the lobby of the apartment. Then Polly took the elevator up to the twelfth floor and went to room seven, where Jenna lived.

After one knock on the door, Jenna opened it. “*Hisashiburi ne!*” (he sah shee boo ree neigh) Jenna exclaimed. “Er- sorry. I’ve been here so long, I’ve gotten used to speaking Japanese. Long time no See Polly! How are you?” said Jenna.

“I’m fine, a little stiff and hungry after all those hours on the plane.” Polly replied.

“Hey, if you’re hungry, how about you come with me and my Japanese friend Keiko to a sushi (shoe she) bar downtown? It’s this new place called *Aki*.” (ah-key) said Jenna.

“Wow! That sounds great! I would love to” Polly answered.

“Okay, let me call Keiko, and we’ll meet her there. Let’s leave now, since it will take about twenty minutes to get there on the train.” said Jenna.

“Okay! Let’s go!” Said Polly.

Polly and Jenna took the elevator down to the lobby and walked outside.

“So, why did you pick this apartment building to live in?” Polly asked.

“Well, these apartments are actually provided by the program that I’m working for. I teach English at the nearby Sakura (sah koo rah) Dai (die) Elementary School. The children there are so cute and nice! Of course, English is a hard language to learn, so I have to use Japanese too, so I’m learning as well.”

“That’s great Jenna. I’m really happy for you” said Polly.

Soon, they found themselves at the train station and within a few minutes the train had arrived. Jenna and Polly climbed onto the train and then sat down until their stop was called.

"This is us" Jenna said, and they got off of the train. After walking about five minutes through the brightly lit streets of Tokyo, Polly was in a daze. Some of the signs were written in English, while others were written in Japanese.

"Oh- there's Keiko. (kay-e-kō) She's waiting for us outside the restaurant." said Jenna.

Polly and Jenna walked over to the restaurant where a girl the same age as them was wearing a green sparkly shirt.

"Hey Keiko. This is my friend from California, Polly Paddington."

"Hello Polly. I'm Yamaguchi (yah mah goo chee) Keiko (kay-e-kō). Oops. In Japanese we say our last names first, so in English, my name would be Keiko Yamaguchi." said Keiko.

"That's such a pretty name." said Polly.

"Thank You. Shall we go in? I made reservations" Keiko replied

Polly, Jenna, and Keiko seated themselves around a high counter. On the counter was a small moving conveyor belt that held little plates of sushi on it. In the center of the counter was a big cutout where a sushi chef was standing, making fresh sushi and putting it on plates to be sent around.

"Okay," said Jenna, "We can either order sushi or pick plates off of the conveyor belt."

"I think I'm going to order off the menu because I can't tell what kind of sushi is on the plates" Polly said.

"It depends on what filling you want. They have all vegetable or seafood like tuna, salmon, sea urchin, or eel. I think they might also have some with cream cheese in them called "Philly Roll" said Jenna.

"That last one sounds yummy. Can I try it?" Polly asked.

"Sure. And you'll probably get about six pieces, so if you don't like it, we can share some of ours with you" said Keiko.

"That sounds great." said Polly.

Right before they placed their orders, they heard a crash and then someone screaming.

"What's going on?" Polly asked.

Everyone was speaking in Japanese and felt like she was missing out on something important. She walked to the other side of the counter where she saw a man on the floor, unconscious.

"From what I understand, this man had just sat down and was eating his sushi. He had been complaining about some stomach pain, but thought he was just really hungry. We need to call an ambulance" said Keiko.

After the ambulance arrived, all of the customers in the restaurant were required to give testimonies. A few detectives came to the restaurant and asked what the customers had seen or been doing when the man collapsed.

"Excuse me detective, why do we have to give testimonies?" asked Jenna.

"I just received a report from the hospital saying that the man was poisoned" answered one of the detectives.

Everyone in the restaurant looked at each other and gasped. Who do you think poisoned this man's sushi?

Look at the Japanese Sushi Menu and try to determine what happened in the restaurant. You will need to use the English version of the menu to translate the Japanese lettering.

ANSWER: As you may have figured out, no one poisoned the man's sushi. He was eating *fugu* sushi, and since the restaurant was new, its new chefs did not have their licenses yet for preparing *fugu*. The man did not die because Polly, Jenna, and Keiko went immediately to the hospital and told them their suspicions. The hospital immediately administered the antidote and the man was cured.

Additional Information:

The puffer fish can turn it's self into a big spiny ball when in danger. If cleaned and properly prepared, puffer fish, or blowfish as it is also know, can be safely eaten and is even considered a delicacy in Japan. If it is not it can be considered POSION.

Mainly the internal organs and skin contain an extremely strong, paralyzing poison called tetrodotoxin. This poison is about a thousand times deadlier than cyanide. There is no known antidote for this poison. Fugu (torafugu or fugu rubripes, Japanese pufferfish) is eaten in Japan, but is only cooked by specially-trained chefs who can minimize the amount of poison. Even so, many Japanese diners have died from eating this poisonous delicacy.

Answers to the Menu: Have the participants use the Japanese to English Key to find out the words under the title of the menu. Since the Japanese sentence is formatted differently than English sentences they will need to unscramble the words to form a sentence. Have them find the fish on the menu as well. For extra, they can use the English Menu version to find out what kind of sushi is on the menu or use it for clues if they are younger participants.

Tokubetsu na shefu wa fugu zushi wo tsukuri,
okyaku-san wa kiken ni chuuishinagara tabemasu.

1st part of the sentence:

Special chef the blowfish sushi the makes,

UNSCRAMBLE THE WORDS

The Special Chef makes the blowfish sushi.

2nd part of the sentence:

Customer the the risk to Should pay attention while eating.

UNSCRAMBLE THE WORDS


While eating the customer should pay attention to the risk.

秋 あきすしメニュー

Tokubetsu na shefu wa fugu zushi wo tsukuri,
okyaku-san wa kiken ni chuushinagara tabemasu.



ほたて
HOTATE



いか
IKA



えび
EBI



はまち
HAMACHI



いなり
INARI




かに
KANI



たまごやき
TAMAGO YAKI



さけ
SAKE




とびこ
TOBIKO



たこ
TAKO



とろ
TORO




うなぎ
UNAGI



まぐろ
MAGURO



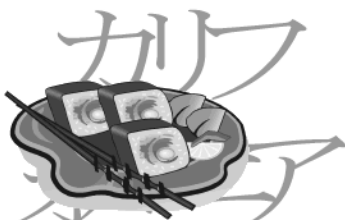
ふぐ
FUGU



うに
UNI




てまき
TEMAKI



カリフォルニア
ロール
KARIFYORUNIA ROORU



フライ
ロール
FYIRII ROORU



てんぷら
ロール
TENPURA ROORU

Evidence # 3289-The Case of the Poisoned Sushi

Use this table to translate the words on the menu. Then unscramble the words to form the clue.

Romanji (English Spelling of the Japanese word)	English word
Tokubetsu na Shefu	Special Chef
sushi	sushi
hashi	chopsticks
wa	the
Fugu zushi	Blowfish Sushi
tsukuri	makes
wo	the
chuuishinagara	Should Pay attention while
gohan	rice
detective	keiji
Gakkō	school
ni	to
Yasai	vegetable
Sensei	teacher
okyaku-san	customer
Gakusei	student
Porii	Polly
Sakana	fish
Gakusei	student
Tomodachi	friend
nazo	mystery
tabemasu	eating
Hikōki	plane
Shōyu	Soy sauce
doku	poison
kiken	(the) risk

秋 L1 ANSWER KEY


あきすしメニュー

AKI SUSHI MENU

Special chef the blowfish sushi the makes,
Customer the the risk to Should pay attention while
eating. (UNSCRAMBLE THE WORDS)



SCALLOP



SQUID



SHRIMP



YELLOW-TAIL



INARI




CRAB




EGG OMLETTE



SALMON




FISH ROE (EGGS)



OCTOPUS



TUNA BELLY




EEL




TUNA



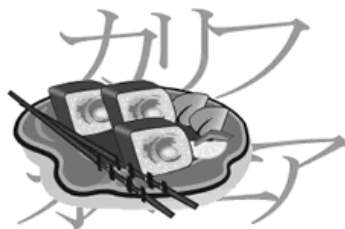
BLOWFISH



SEA URCHIN




CONE SUSHI
INDIVIDUALLY HAND ROLLED



CALIFORNIA ROLL




PHILLY ROLL



TEMPURA ROLL

Polly Paddington's Mysteries-Part 2



Across

2. The person that bumped into the table in the pyramid and set the alarm off

7. The Spanish word for five

9. These are triangle shaped buildings found in Egypt (plural)

11. The city in England that Polly's sister lives in

12. The name of the palace that Elizabeth lives in

13. This type of sushi can be poisonous if not prepared properly

Down

1. Symbols used in Egypt to write words

3. This was broken in Mexico mystery

4. Polly's friend in Japan

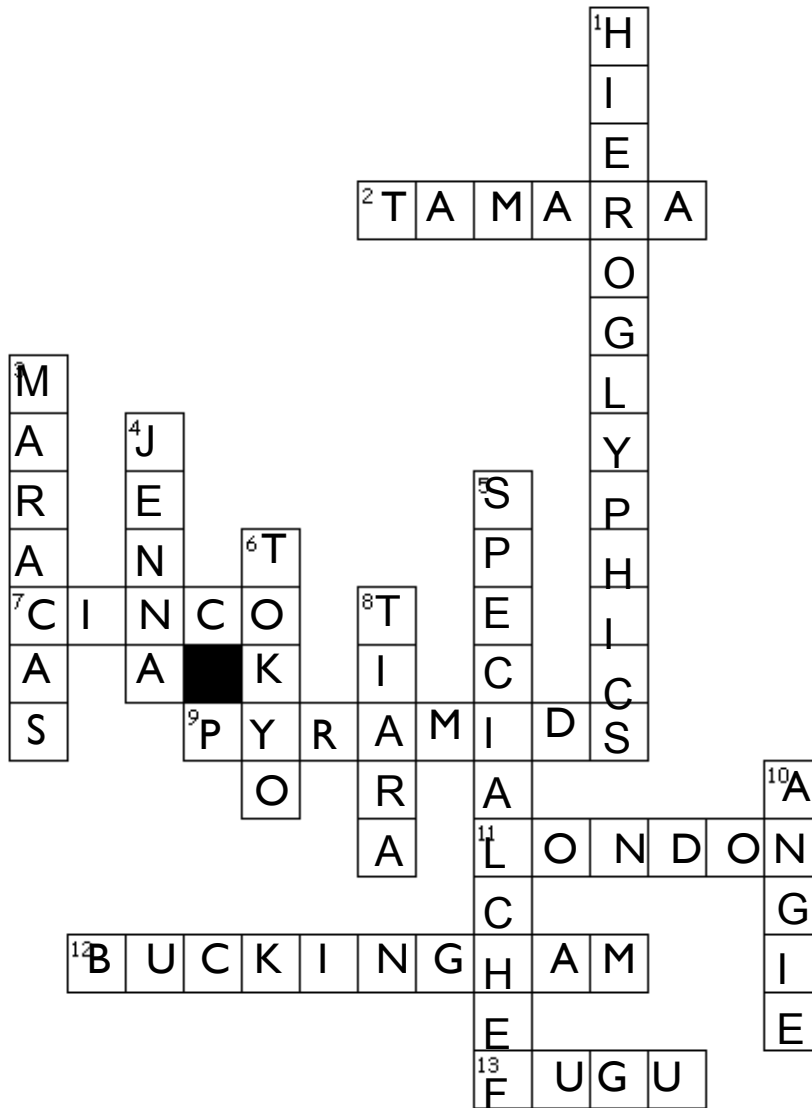
5. The Blowfish Sushi must be prepared by this trained person (2 words)

6. The capital of Japan

8. The item missing in the England mystery

10. Polly's sister that lives in England

Polly Paddington's Mysteries-Part 2- ANSWERS




Across

- 2. The person that bumped into the table in the pyramid and set the alarm off
- 7. The Spanish word for five
- 9. These are triangle shaped buildings found in Egypt (plural)
- 11. The city in England that Polly's sister lives in
- 12. The name of the palace that Elizabeth lives in
- 13. This type of sushi can be poisonous if not prepared properly

Down

- 1. Symbols used in Egypt to write words
- 3. This was broken in Mexico mystery
- 4. Polly's friend in Japan
- 5. The Blowfish Sushi must be prepared by this trained person (2 words)
- 6. The capital of Japan
- 8. The item missing in the England mystery
- 10. Polly's sister that lives in England



Use the below template to staple into your detective notebook. Use the reverse side to glue in more game cards or to take notes. The blank pages are allow extra space to play the games again.



I Solved
the
MYSTERY

A set of black footprints leading from the top right towards the bottom left. A magnifying glass with a green handle is positioned over the first footprint. Another magnifying glass with a red handle is positioned over a yellow fingerprint.

COVER



blank pages

The case of the

Stolen Treasure



Who did it ?

Blake

Sam

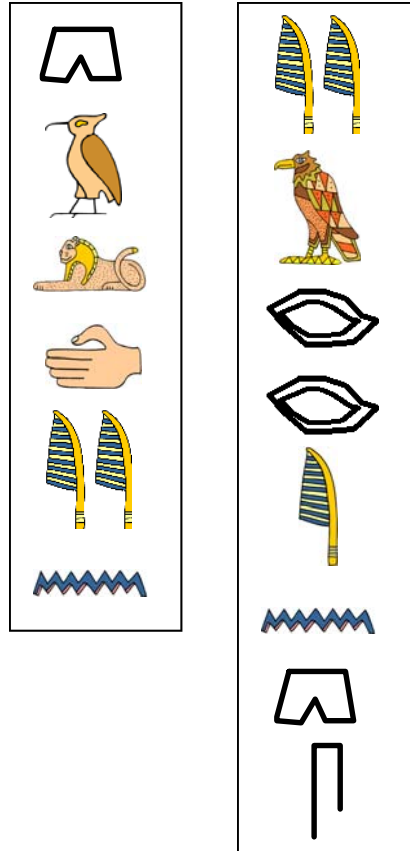
Teresa

Michael

Tamara

Emily

What was stolen?



The case of the

Missing Tiara



Who did it ?

Where was it found?

- East Gallery
- Chinese Luncheon Room
- Ballroom
- Service Areas
- Cross Gallery
- Centre/Balcony Room
- State Dining Room
- Courtyard
- Throne Room
- Yellow Drawing Room
- White Drawing Room
- Green Drawing Room
- Blue Drawing Room
- Private Apartments
- Music Room

The case of the

Poisoned Sushi



Who did it ?

How was the sushi
poisoned?

Who did it?

- The Queen
- Princess Angie
- Lizzy
- Josh
- Clerk
- Maid
- Secretary

The case of the

Broken Maracas



Who did it?

Danielle
Jackie
Victor

Gabby
Kathy
Amelia

What happened?

Poisoned Sushi



Tokubetsu na shefu

wa fugu zushi wo tsukuri,

okyaku-san wa kiken ni

chuuishinagara

tabemasu.

Patchwork Designs, Inc.
CUSTOM ORDER FORM

Please complete this form and mail or fax it to:

Patchwork Designs, Inc.
14420 Round Lick Lane
Centreville, VA 20120
(703) 222-0985 PHONE
(703) 543-8627 FAX

You can add any additional items to this form that you may need for your event. Ask for bulk rate pricing for your items.

Name _____

Address _____

City _____ State _____ Zip _____

Phone () _____ Referred By: _____

Email Address: _____

Discover/MasterCard/Visa# _____ - _____ - _____ - _____ or Check # _____

Expiration Date: _____ Have you ordered before? _____

Item #	Description	Quantity	Unit Price	Total Price
1197	I Solved A Mystery Patch		\$1.75	\$
1197-4	I Solved a Mystery Bar-Poisoned Sushi		\$1.00	\$
1197-5	I Solved a Mystery Bar-Broken Maracas		\$1.00	\$
1197-6	I Solved a Mystery Bar-Stolen Treasure		\$1.00	\$
1197-7	I Solved a Mystery Bar-Missing Tiara		\$1.00	\$
			\$	\$
			\$	\$
			\$	\$
			\$	\$
			\$	\$
			\$	\$
SUBTOTAL				\$
Regular Shipping & Handling (view chart)				\$
Special Shipping (next day, priority mail etc)				\$
TOTAL ENCLOSED				\$


Patch and Program
 Created By:
 Cheryl Oandasau

14420 Round Lick Lane
 Centreville, VA 20120

Phone: 703-222-0985
 Fax: 703-543-8627

E-mail: orders@patchworkdesigns.net

**PATCHWORK DESIGNS,
 INC**

If you would prefer priority mail please add \$2.00 to any shipping category.

Next day service is \$28.00 (bulk orders may require additional fees)

Patches	
1-50	\$4.95
51-75	\$5.95
76-100	\$6.95
101-150	\$7.95
151-200	\$9.50
201-250	\$12.55
251-300	\$14.95
301-400	\$15.95
401-500	\$17.55
Over 500	contact us for pricing

Kits or Manuals	
1	\$5.95
2-3	\$6.95
4-5	\$7.95
6-7	\$9.50
8-10	\$12.55
11-12	\$14.95
13-15	\$17.55
Over 16	contact us for pricing

Kits and manuals range from 30 to 62 pages in length. Therefore if you are ordering more than 2 kits or manuals, please use the above shipping chart. Patches can be added to any order falling within that price range. Otherwise use the highest shipping amount on the chart according to the items ordered.

Pricing is effective as of September 2006. Please review pricing on our website annually for accurate shipping and handling amounts.