

CALIFORNIA

Historically Speaking Patch Program

ABOUT THIS 'HISTORICALLY SPEAKING' KIT

TABLE OF CONTENTS

Patch Program	2-3
Detailed outline of kit	4
State Journal cover	5
State Information	6-7
Coloring Pages and Activity Sheets	8-15
Game	16-20
Answer sheet	21
Order Form and Shipping Chart	22-23

This **kit** was created to assist you or your group in completing the 'California Patch Program.'

Kits are books written to specifically meet requirement of our state's patch program and help individuals earn the associated patch.

All of the information has been researched for you already and collected into one place.

Not all of the requirements of the patch program are covered in this kit. Selected requirements are included and you choose the ones you wish to complete according to the items given. Included are; state symbols, maps, crafts, games, recipes, coloring sheets, and more educational information. These materials can be reproduced and distributed to the individuals completing the program.

Any other use of these programs and the materials contained in them is in direct violation of copyright laws.

If you have any questions, please feel free to contact Patchwork Designs, Inc. using any of the methods



ORDERING AND CONTACT INFORMATION

Written By:

Cheryle Oandasan

Copyright 2004/Revised
2012

After completing the 'California Patch Program', you may order the patch through Patchwork Designs, Incorporated. You may place your order in one of the following ways:

Mail

Checks and Money Order: Please send checks and money orders, payable to Patchwork Designs, Inc. to:

Patchwork Designs, Inc.
8421 Churchside Dr
Gainesville, VA 20155

Credit Card

Telephone your MasterCard or Visa order to (703) 743-9948. Leave your order and credit card number on our secure line.

Fax

Using these same card types, you may also fax your order to (703) 743-9942.

Online Store

www.patchworkdesigns.net
All information is secure.

Historically Speaking California Requirements

Complete 3 requirements to earn the patch

1. In 1850, California became the 31st state of the United States. Locate it on a USA map. Identify the capital, state bird, flower, and flag.

2. The first residents of California were the Native Americans. Each tribe had their own unique culture and style of living. Today, there are more than 300,000 Native Americans residing in California, which is more than any other state. For example, the Miwok were known for their healers; the Ca-huillam were able to farm in the desert; and the Chumash are known for their wall paintings. Create an art project depicting Native American culture, visit a pow wow, or area depicting Native American culture. Examples of crafts are pictographs, walking sticks, basket weaving, tribal headdresses, wampum, or houses.



3. In the 1700's, the Spanish settled in California creating missions, pueblos, and presidios. What pueblo is now California's largest city? What were presidios? Choose a mission to learn more about or visit one. <http://missions.bgmm.com/>

4. When California became a part of Mexico, land grants were issued to new Mexican citizens. During this time period, five hundred ranchos were created in California. What was a rancho? Learn two terms that would have been used on the rancho. Example: lasso, brand, lariat, corral, buckaroo, or mestizos. For extra design your own brand for your cattle.

5. Picture yourself baking in the Mohave Desert at 113 degrees and, within the same state, skiing in the snowy mountains. California is a big state with many distinct geographical regions: the Sierra Nevada Mountains, the Mojave Desert, the Pacific Coast, and Central Valley. Choose a region to explore and complete an outdoor activity. Examples are swimming in the Pacific Ocean; fishing in the Central Valley; hiking in the mountains or camping in the desert. Make sure you have the proper training and equipment before you go on your adventure. If you can not go on an adventure, you can draw a picture of yourself in the outdoors.



6. People from Europe, Asia, South America and Central America came to California by sea and land. Choose an item that contributed to our culture by immigrant settlement and learn more about it. Examples are: cable cars, opera, movie companies and a variety of ethnic foods.

7. New technology was introduced in California to bridge the gap between the eastern United States and the west. Choose two items to learn more about. Who introduced it and when? Examples: telegraph, railroads, refrigerator cars, and stagecoaches.

8. California has a variety of natural and manmade landmarks to visit and discover. Choose two to visit or learn more about a landmark. Examples are Goldengate Bridge, Joshua tree, Hollywood Walk of Fame, or Knotts Berry Farm. <http://www.visitcalifornia.com/>



9. "Is that gold I see ?" said James Marshall. In a few short months, over 6,000 miners from across the nation were digging for gold in California. Who were the forty-niners? Name three things made of gold, pan for gems or gold, play our Forty-Niners Game, or visit the Columbia State Historical Park.



10. In 1872, Levi Strauss and Jacob Davis introduced blue jeans, clothing designed to endure the rough life of mining. Research two other firsts introduced in California. For extra make a flyer advertising the products. Examples are martial arts, computers, the caterpillar tractor, figs, or fortune game.

11. Imagine a skyscraper in your backyard and you will see California's coast redwood tree. It can grow to be 367 feet tall and 22 feet wide. California has over 250 state parks that offer visitors interactive programs. Visit a state park, observe wildlife, become a Junior Ranger, collect litter in the parks, take a nature hike or study the flowers, trees or animals in your area.



12. Making a movie takes a long time and is a lot of work. Today, Hollywood is center of the entertainment industry, the place where thousands of movies and television shows are made. Decorate your own Hollywood Walk of Fame star, dress up as a Movie star, attend a pretend Hollywood event, create a skit, star in a play, or learn two words relating to film production. Examples are "shoot the movie", "cut", "take One", "action", or "stuntman." For extra create a poster depicting your "Hollywood" event.

13. California is the top producing agricultural state in America. Every year, over 250,000 tons of grapes are grown in California. Name two recipes that use California products or have a taste test between these products. Examples of California products are: walnuts, raisins, broccoli, strawberries, carrots, peas, melons, or oranges.

14. Celebrate California and learn more about the diverse ethnic groups that reside there. There are a variety of festivals and fairs that are celebrated every year. Choose a festival to celebrate or learn more about. Some examples are Lotus Festival, Danish Days, Celtic Celebration, Annual Old Spanish Days, Aloha Festival, and Sandcastle Days. <http://www.californiafestivals.com>

15. Louise Arner Boyd was the first woman to lead an Arctic expedition. Research two famous people that resided in California. What did they accomplish and where were they from? Some examples are: Shirley Temple, Julie Morgan, Sally Ride, Robert Frost, Tiger Woods, and Richard Nixon.



CALIFORNIA

DETAILED OUTLINE OF KIT

Not all of the requirements of the patch program are covered in this kit. We choose nine items to present in this kit. You only need to complete **three requirements** to earn this patch.

Items in this kit can be copied for the participants and stapled together in a book format. There are also informational sheets and descriptions for additional crafts. Choose items according to age level. Older participants can assist younger participants.

*Page 5- Front cover of California Journal.

*Page 6- Picture of California's flag and map of the United States of America. This page gives specific instructions on what to do. (Meets Requirement # 1)

*Page 7 - State outline, bird, and flower are on this page. It tells each participant instructions on what to do. (Meets Requirement # 1)

*Page 8- Create your own story using Native American pictographs. (Meets Requirement # 2)

*Page 9 - Activity sheet depicting the ranchos in California and definitions of common terms used there. (Meets Requirement # 4)

*Page 10- Items from the past that were introduced in California and their uses. (Meets Requirement # 7)

*Page 11 - Star template to decorate and place on your own Hollywood Walk of Fame. (Meets Requirement # 12)

*Page 12- Matching game for famous people from California (Meets Requirement # 15)

*Page 13- Nature hike checklist. (Meets Requirement # 11)

Other items to complete that shouldn't be stapled in the journal:**

*Page 18-21- Game board, cards, and instructions for the "**Forty-Niners Gold Rush Game**". Answer questions about California and gather gold nuggets along the way. REQUIREMENT # 9

*Page 22- Native American Crafts.

Walking Stick craft used for hiking, pow wow's and dances.

Also included: Information on how to create construction paper or felt headbands. (Meets Requirement # 2)

Included in the kit are items to complete the following requirements #1, #2, #4, #7, #9, #11, #12, #14 and #15. Choose items for the participants to complete according to their age level or interests.




Name: _____

MY CALIFORNIA JOURNAL

In 1850, California became the 31st state of the United States. Locate California on the map. Color it green. You can color the remaining states any color you would like.



Color California's flag.



This flag was designed by William Todd. It was raised in the city of Sonoma on June 1846 by American Settlers. The bear is California's state animal because many live there.

State Outline and Symbols



Locate the capital of California on the state map.

Color the state and surrounding areas.

State Flower: California Golden Poppy



Color the flower yellow with an orange center.

State Bird: California Valley Quail

Bird Coloring
Upper Body: gray
Head & Plume: black
Head Stripes: white
Belly & Legs: brown
Wings: Black and White (alternating)





summer



teepee



leaving



flood



chief



hill

teepee



cross the
mountains



feast



hunt



deer



dance



rain



camp under
gether the stars



forest



horse
tracks



bear



hiking



coming to-
in friendship



swim in
the river



council



bird



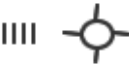
beaver



friends



lake



4 days



fish



rabbit



pow pow



eagle



award



meet



war



crow



hungry

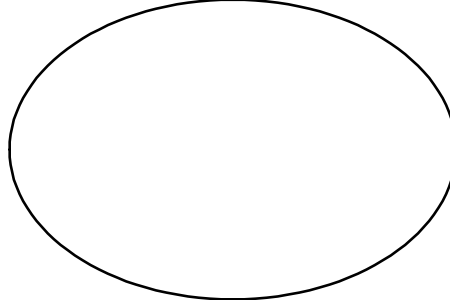


buffalo



When California was a part of Mexico, grants for large amounts of land were issued to new Mexican settlers. The land given to settlers was usually turned into a *rancho*. A rancho had a farm-type house with a large open area that cattle and horses could be kept in. Ranching was the main way people in California earned money. Before California became a state, over five hundred ranchos had been built.

Complete the picture below with grass, people, and more farm animals.



Use this oval to design your own brand for your rancho. Use your initials or a special symbol.



rancho- the house where people who took care of the animals lived.

lasso- the loop at the end of the rope used to catch horses or cattle. **lariat-** a long rope.



buckaroo- another name for cowboy.

corral- the fenced in area that the cattle or horses are kept.



bronco- a wild horse.

Each cow had a **brand** on them to identify the rancho that they belonged to.




New technology was introduced in California to bridge the gap between the eastern United States and the west.



Stagecoach

By 1858, stagecoaches were used to carry mail and travelers. A stagecoach could travel up to 2,800 miles in three weeks. Stagecoaches helped people meet each other and sped up the delivery of letters and packages. The best stagecoach driver in California was named Charley Parkhurst. Charley was actually named Charlotte. Back then, women were not allowed to drive stagecoaches, so Charlotte disguised herself as a man. No one ever figured out her secret!



Telegraph


Samuel Morse came up with a way to send messages a long distance by sending an electrical code through a wire. This invention was called a telegraph. On October 21, 1861, the first message was sent from San Francisco, California to Washington, D.C.

Transcontinental Railroad

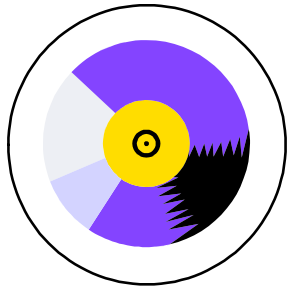
Theodore Judah had a dream of creating the first railroad that would travel all the way across the continent. He decided the easiest way to do this would be to connect the Central Pacific Railroad and the Union Pacific Railroad. He studied the different types of terrain all over the country and mapped out the straightest route. It took six years to build the rest of the railroad, and most of the workers were either from China or Ireland. In 1869, the two railroads met at Promontory Point, Utah and they put a Golden Spike in the ground.




The Hollywood Walk of Fame runs on Hollywood Boulevard and several other neighboring streets. A map can be purchased or viewed online for the exact location of a special person's star. Each star is colored in pink, trimmed with bronze, and placed in a black square within the sidewalk. Inside the star is the name of the person that is being honored and a round symbol indicating what category they received the award for.



motion picture camera- film industry (actress, actor, director etc)



record-record industry (singer, record producer, etc.)



TV-television industry (game show hosts, news broadcaster, actor or actress, etc.)

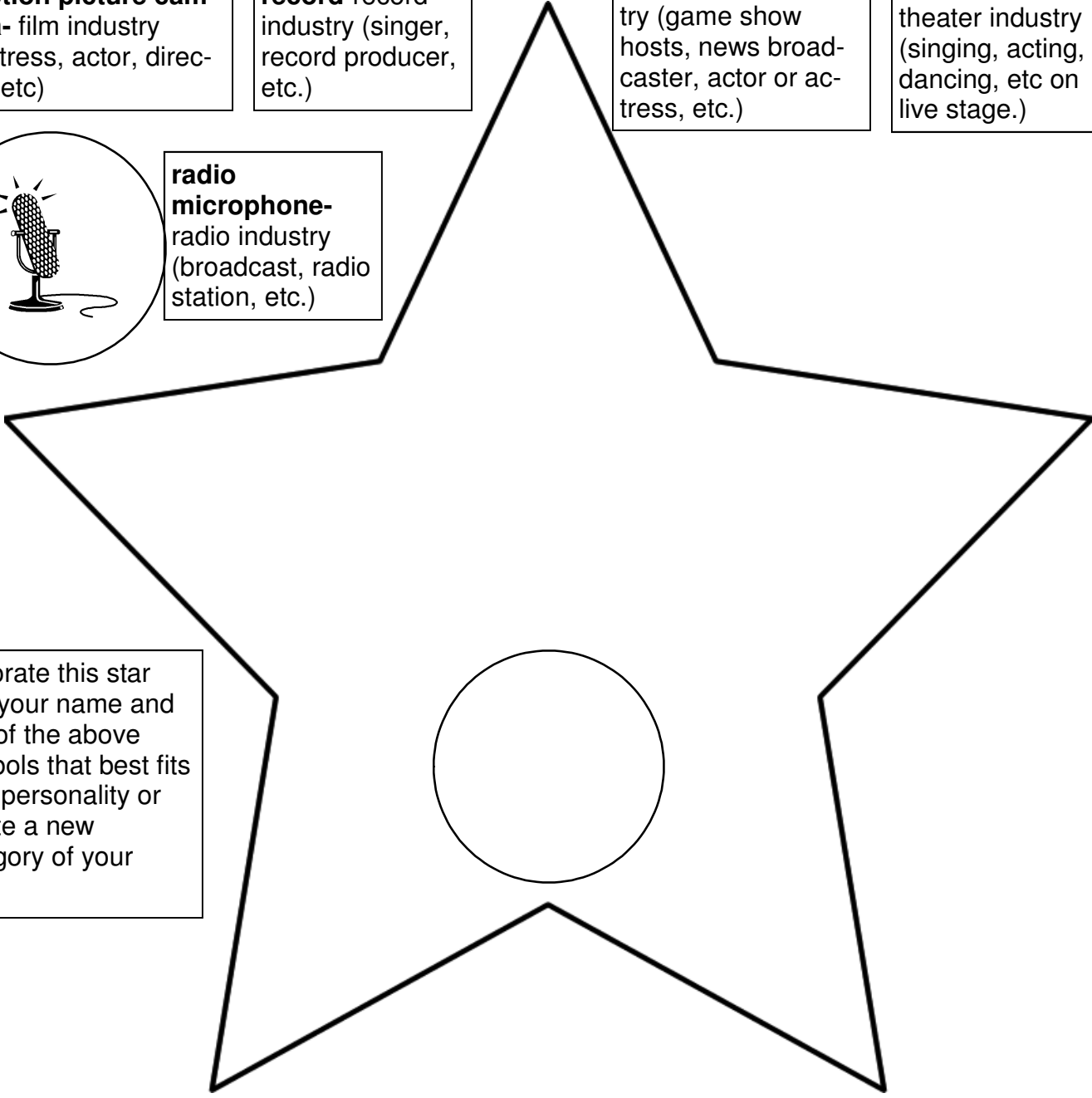


live theater-live theater industry (singing, acting, dancing, etc on live stage.)



radio microphone-radio industry (broadcast, radio station, etc.)

Decorate this star with your name and one of the above symbols that best fits your personality or create a new category of your own.



Match the name of the popular person from California to what they accomplished.

Shirley Temple, Santa Monica

Actress and Ambassador

Tiger Woods, Cypress

Astronaut

Mark McGwire, Pomona

Poet

Julie Morgan, Santa Barbara

Golfer

Sally Ride, Encino

Filmmaker

Robert Frost, San Francisco

President

George Lucas, Modesto

Chef

Richard Nixon, Santa Monica

Make-up Artist

Julia Child, Pasadena

Baseball Player


Louise Arner Boyd, San Rafael

first woman to lead Arctic expeditions

Scavenger Hunt

Look for trees, nuts, plants or flowers.

1. _____
2. _____
3. _____
4. _____
5. _____



Observe animals or signs of animals—EX: footprints, nests, sounds of movement.

1. _____
2. _____
3. _____
4. _____

Find insects or signs of insects along your hunt—Example: Leaves eaten by an insect.

1. _____
2. _____
3. _____
4. _____
5. _____



Where did you go on your scavenger hunt? _____

California has over 250 state parks that offer visitors interactive programs to participate in. Visit a state park, or observe some of your local wildlife.

The Forty-Niners Game


You will need a **dice** and **game markers** to move around the board. Markers can be coins, buttons, or pieces from other games.

3-4 players needed

1. Connect the two board pieces together with tape. If you would like to color the board you may.
2. Cut out the gold cards and place them on the board where it states "Gold Cards."
3. Cut out the California ? cards and place them on the board where it states "California ? cards."
4. Have each participant roll the dice. Whoever rolls the highest number goes first. Turn order continues in a clockwise motion.
5. If a participant lands on a gold bar or coins, then they draw a gold coin card.
6. If the participant lands on a ? then they will have to answer a question about California from the "California ? cards." The player to the right of the participant must ask the question. If they answer the question correctly then they receive a gold card. If they do not answer the question correctly then they need to give up one of their gold cards and place it back in the gold card stack. If they don't have any gold cards, then they move back one space. Once the ? card has been read, place it on the bottom of the stack face down.
7. The object of the game is to make it to the end with the most gold pieces. Once the first person makes it to the end, everyone counts their gold cards and the winner is determined.

You can use the game markers below.

Make sure each one is a different color.



START

GOLD CARDS

?

?

The Forty-Niners

GOLD RUSH

Game

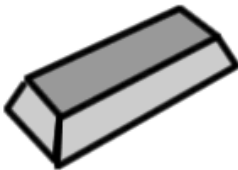


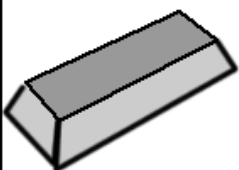


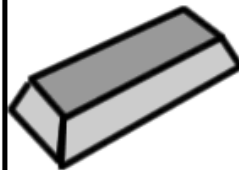
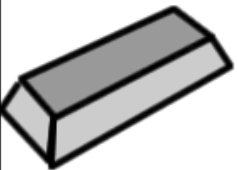
?

?

?

?

The puzzle is a grid with a central title box. The grid is composed of several rows and columns of cells. The central box contains the text "CALIFORNIA ? CARDS". The grid contains various icons: gold bars, coins, a mine with a cart and shovel, and question marks. A large star at the top right contains the word "END".

					
		<p>CALIFORNIA ? CARDS</p>			
					<p>?</p>
					
	<p>?</p>				
		<p>?</p>			<p>?</p>

Cut out each card and place it on the game board on the spot marked "California ? Cards".

What is the capital of California?
Sacramento

True or False?
Sally Ride is a famous person from California.
TRUE

What is the state flower?
California Poppy

True or False?
Redwood trees are known for being the shortest tree in California.
FALSE

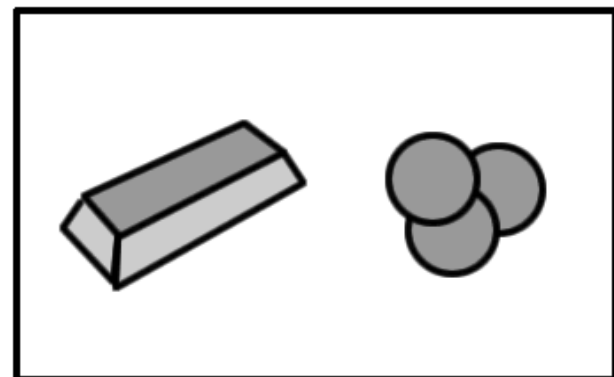
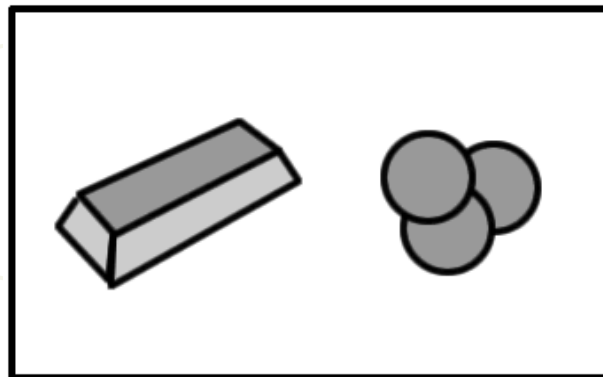
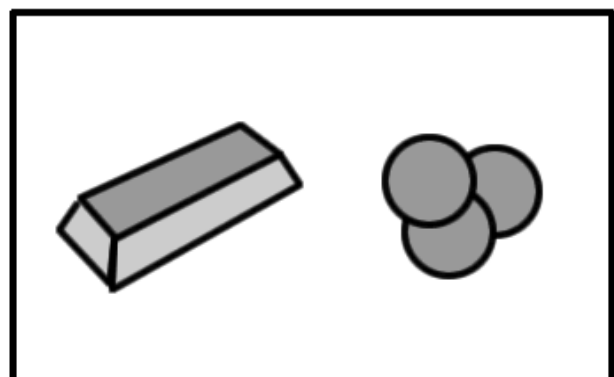
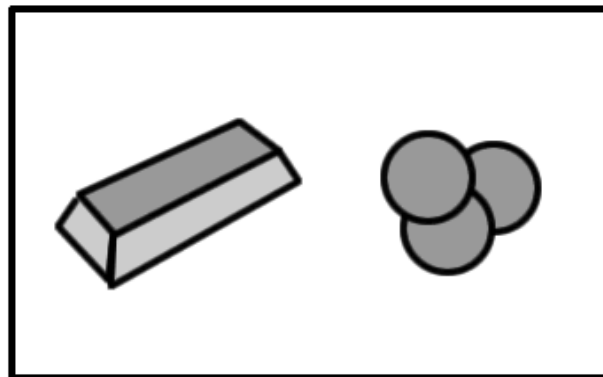
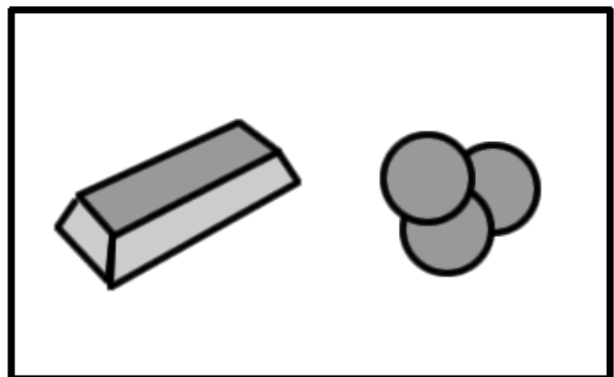
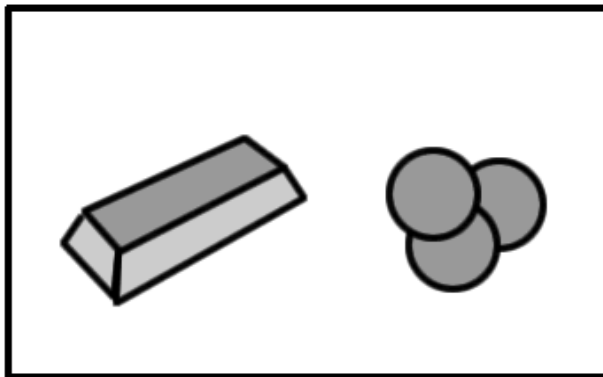
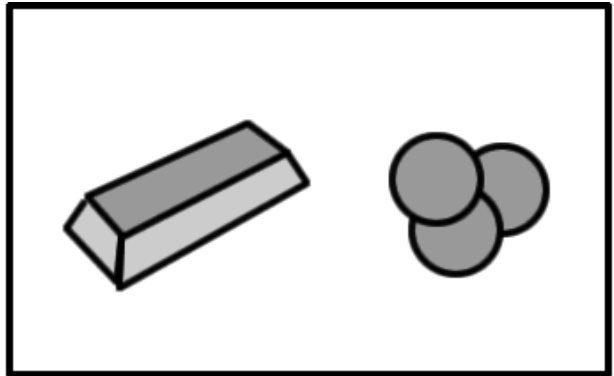
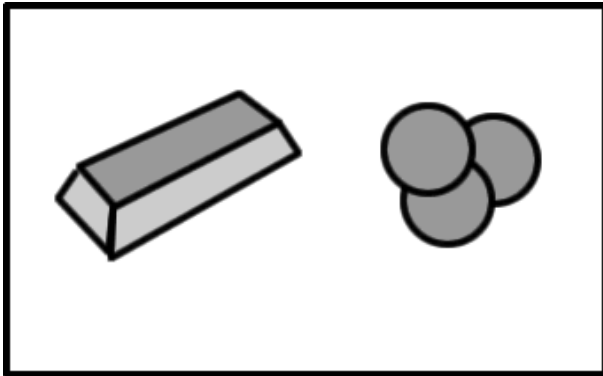
What is California's state bird?
California Valley Quail

True or False?
The first blue jeans were made in California.
TRUE

Who were the Forty-Niners?
People who went to California to find Gold after the big Gold discovery in 1849.

True or False?
Over 250,000 tons of grapes are produced each year in California.
TRUE

You will need to make at least three copies of this page for the game board. Cut each card out and place it on the game board on the spot marked "gold cards".



Cut out each card and place it on the game board on the spot marked "California ? Cards".

Fill in the blank.

A lasso is_____.

The loop at the end of the rope used to catch horses or cattle.

Fill in the blank.

Pueblos are_____.

towns used for farming.

Where can you find a panda in California?

San Diego Zoo

True or False?

There is a bear on the California state flag.

TRUE

Name a state that borders California.

Oregon, Nevada, or Arizona.

Name an ocean that borders California.

Pacific Ocean

How many Native American tribes are in California today?

over 300,000

What city has "stars" on its sidewalks?

Hollywood

Native American Crafts

Walking Stick- Used for Pow wow's, hiking and dances.

Round dowel stick (about 4 feet high and 1 inch in diameter)

Multi-colored variegated yarn (the type of yarn that changes color throughout the scan)

Fake fur (2 pieces per participant) about 3 inches high, wide enough to wrap around the diameter of the stick

Glue and scissors

Optional items: bells, feathers and strips of cotton cloth.

Start by tying the end of the yarn about 2 3/4 up from the bottom of the dowel. Apply glue around the diameter of the dowel about 1 inch up, not too heavy. Begin wrapping the yarn around the dowel tightly and as close together as possible.

Continue this process until you have wrapped the yarn about 4 inches from the top. Tie the thread off and secure it with glue.

Glue the pieces of fake fur around the top and bottom of the dowel. There will be about 1 inch at the top left bare. This is left for optional items or to color stripes or write their tribal name.

BEADS and BELLS:

Cut about a 12 inch piece of yarn. Attach a bell to the bottom of one end. String on about 12 beads. Tie a bell at the other end of the string. Fold the string in half, let 6 beads go to each end. Tie the string to the top of the dowel.

FEATHERS:

Cut about a 12 inch piece of yarn. Attach a feather to the bottom of one end. String on about 12 beads. Tie a feather at the other end of the string. Fold the string in half, let 6 beads go to each **end. Tie the string to the top of the dowel.**

Construction Paper Headbands

Brown construction paper 11 X 14

Stapler

Markers or crayons


Feathers (optional and can be cut out of construction paper)

Cut construction paper in 2 inch wide strips. Wrap a couple of strips around the participant's head. Staple the two pieces together. Distribute the markers and let them decorate one side of the headband. (If they decorate both sides the marker could leave marks on their forehead.) Staple a feather at the end of the headband. You will then need to place it on their head and mark where the strips need to be stapled together. Make sure it is a secure spot so the headband will not slide down off their head.

You can also use tan colored felt and markers. Tie the headband in the back and stick a feather in the knot.

Match the name of the popular person from California to what they accomplished.

ANSWERS



Patchwork Designs, Inc.

ORDER FORM

Please complete this form and mail or fax it to:

Patchwork Designs, Inc.

8421 Churchside Drive
Gainesville, VA 20155

(703) 743-9948 PHONE

(703) 743-9942 FAX

You can add any additional items to this form that you may need for your event or group.

Name _____

Address _____

City _____ State _____ Zip _____

Phone () _____ Referred By: _____

Email Address: _____

Discover/MasterCard/Visa# _____ - _____ - _____ - _____ or Check # _____

Item #	Description	Quantity	Unit Price	Total Price
California	California Patch		\$1.75	\$
				\$
				\$
				\$
				\$
			\$	\$
			\$	\$
			\$	\$
			\$	\$
			\$	\$
			\$	\$
SUBTOTAL				\$
Regular Shipping & Handling (view chart)				\$
Special Shipping (next day, priority mail etc)				\$
TOTAL ENCLOSED				\$



**Patch and Program Created
By:
Cheryle Oandasan**

8421 Churchside Drive
Gainesville, VA 20155
Phone: 703-743-9948
Fax: 703-743-9942
E-mail:

WWW.PATCHWORKDESIGNS.NET

If you would prefer Priority Mail, please add \$2.00 to the \$4.99 or above shipping category.

Next day service is an average cost of \$28.00 (USPS determines the pricing according to the zone and weight.)

Patches	
1-5	\$3.55
6-20	\$4.99
21-30	\$5.99
31-50	\$6.50
51-70	\$6.99
71-100	\$9.55
101-150	\$10.55
151-200	\$13.00
201-400	\$15.99
401-500	\$17.50
Over 500	Contact us for pricing

Kits or Manuals (shipped Priority Mail)	
1	\$6.99
2	\$9.25
3-5	\$10.75
6-8	\$12.75
10-12	\$15.75
13-20	\$22.25
21-23	\$24.00
Over 24	Contact us for pricing

Kits and manuals range from 30 to 62 pages in length (except the Patch Program Book, that is over 100). Therefore if you are ordering more than 2 kits or manuals, please use the above shipping chart. Patches, bracelet kits, and stamps can be added to any order falling within that price range. Otherwise, use the highest shipping amount on the chart according to the items ordered.