

CONNECTICUT

Historically Speaking Patch Program

ABOUT THIS 'HISTORICALLY SPEAKING' KIT

TABLE OF CONTENTS	
Detailed outline of kit	2-3
State Journal cover	4
Coloring and Activity sheets	5-14
Stolen Painting game	15-17
Recipes	18
Answers	19-20
Resources	21
Order Form and Shipping Chart	22-23

This **kit** was created to assist you or your group in completing the 'Connecticut Patch Program.'

Kits are books written to meet the requirements of the state patch program to assist individuals earning the associated patch.

All of the information has been researched already and compiled into one convenient kit.

Not all of the requirements of the patch program are covered in this kit. Selected requirements are included and you choose the ones you wish to complete according to the items given. Included are: state symbols, maps, crafts, games, recipes, coloring sheets, and more educational information. These materials can be reproduced and distributed to the individuals in your group who are completing

the program.

Any other use or reproduction of this program and the materials contained in them is in direct violation of copyright laws.

If you have any questions, please feel free to contact Patchwork Designs, Inc., using any of the methods listed below.



ORDERING AND CONTACT INFORMATION

Written By:
Cheryle Oandasan
Edited by:
Ronna Raymond
Copyright 2004/ 2012

After completing the 'Connecticut Patch Program', you may order the patch through Patchwork Designs, Incorporated. You may place your order in one of the following ways:

Mail

Checks and Money Order:
Please send checks and money orders, made payable to Patchwork Designs, Inc.

Mail to:

Patchwork Designs, Inc.
8421 Churchside Drive
Gainesville, VA 20155

Credit Card

Telephone your MasterCard, Discover, or Visa order to (703)743-9948. Leave your order and credit card number on our secure line.

Fax

Using these same card types, you may also fax your order to (703) 743-9942.

Online Store

Effective November 2006, customers may also order online through Patchwork Designs' website at:
www.patchworkdesigns.net
All information is secure.

HISTORICALLY SPEAKING CONNECTICUT PATCH PROGRAM

Complete 3 requirements to earn this patch

1. From 1701 to 1875 Connecticut had two capitals New Haven and Hartford. Which city is the official capital today? Locate Connecticut on a map of the USA. Locate the capital and identify the state flag. Identify the state bird, flower, and flag.
2. In the 1700's Young colonists had jobs that may not exist today. Choose a job to learn more about or an item that was used during the colonial days. Find out if is still a job today and if so what is it called. If it is not a job today, then what technology replaced it? Examples include: Woodcarver, dairyman, baker, bookbinder, jeweler, prospector, dressmaker, milliner and cooper.
3. P. T. Barnum founded "The Greatest Show on Earth". Find out more about other famous people and their accomplishments. Examples are: Harriet Beecher Stowe, Charles Goodyear, J. P. Morgan, Lucia Chase and Noah Webster.
4. Connecticut has many claims to the "firsts" in America. Research where, when, or who brought out some these exceptional events or items. Examples include the first hamburger and pizza sold in the USA; the first 10-gallon hat; first to pass a law for speed limit and permanent license plates for cars; and first atomic powered submarine. For extra eat pizza, hamburgers, or design your own license plate.
5. At the mouth of the Housatonic River an estuary is located. An estuary is a body of water where freshwater and saltwater mix. Find out more about the geographic regions or animals that reside in Connecticut. Examples include: beaches, wetlands, marine life animals, plants in the Barlett Arboretum. For extra tour an area in Connecticut or enjoy an outdoor activity.
6. Did you know that you can see four states from the Heublien Tower at Talcott Mountain State Park. There are 91 state parks in Connecticut which include inspiring historical sites and exhibits of nature to explore. Choose one of the following to complete: Learn more about the one of the state parks, historical sites, animals or plants of the park region, OR take a hike in a park. Examples include: Dinosaur State Park, Kent falls, Housatonic Meadows State Park, and Hammonasset Beach State Park.
7. The Gillette Castle is located in East Haddam, Connecticut it was the home of a famous actor William Gillette, also known as Sherlock Holmes. Visit the castle OR learn more about it OR learn more about being a detective OR solve a mystery through books, an event, or Patchwork Designs Mysteries. (Mystery located in the Connecticut Kit)
8. Many immigrants came to Connecticut from various other countries over the years of it's development as a state. Some of these countries include The Netherlands, England, Ireland, Italy, Poland, and Greece to name a few. Learn more about one of these countries by celebrating a festival, creating a recipe, playing a game, or completing one of "Historically Speaking" country patch programs
9. There is a variety of historical landmarks and houses to visit or learn more about their existence in Connecticut. Choose a landmark to visit or learn more about. Examples include: Prudence Crandall House, Nathan Hale Home- stead, Bowen House, Monte Cristo Cottage, Mark Twain House or Henry Whitfield House.
10. The Mohegan, Pequot, Quiripi, Munsee, Mahican and Nipmuc are some of the Native American tribes that were once located in Connecticut. Research how and where they lived. What skills did they need to survive? What did they eat? If you can, visit a festival, Pow Wow, or historical site reflecting Native American heritage in Connecticut. Choose one of the following: Prepare and complete a skit, conduct a play, or make a pictograph using symbols for words.
11. A variety of writers and educators have resided in Connecticut. Noah Webster and Mark Twain are just a few. Visit the Mark Twain or Noah Webster house OR celebrate a holiday that prompts you to explore your imagination or mind OR ask for a tour of the library OR have a scavenger hunt in the dictionary for words. Examples include: Li- brary Lovers Month (Feburary); Dr Suess Day (March 2nd); or World Storytelling Day (March 20th). For extra credit refreshments that represent your holiday.

Journal Outline

Table of Contents

This section will outline each page and list the requirements the pages fulfill.

Many of the requirements of the patch program are covered in this journal. You may wish to copy items 1-9 and staple them together in a book format for the participants, creating a Connecticut Journal. Only three requirements are required to earn the patch.

1. 'Connecticut Journal' Cover Sheet
2. Map of the United States of America and Connecticut Flag *(meets Requirement #1)*
3. Connecticut Symbols *(meets Requirement #1)*
4. Famous People of Connecticut *(meets Requirement #3)*
5. P. T. Barnum and the First Circus *(meets Requirement #3)*
6. Create your own License Plate *(meets Requirement #4)*
7. Dinosaur Activity Sheet *(meets Requirement #6)*
8. Mark Twain House *(meets Requirement #9)*
9. Learn About the Colonial Days *(meets Requirement #2)*
10. Mystery of the Stolen Painting in the Gillette Castle *(meets Requirement #7 and #9)*
11. Recipes *(meets Requirement #11)*
12. Answer Keys

Activity sheets or craft patterns included in this kit cover requirements 1, 2, 3, 4, 6, 7, 9, and 11. Choose items for the participants to complete according to their age level or interests. If you have any questions, please contact us. Tele-Phone: (703) 222-0985.

Fax: (703) 543-8627

Email: orders@patchworkdesigns.net



Name: _____




MY CONNECTICUT JOURNAL

Locate Connecticut on the map. Color it blue.



Connecticut State Flag



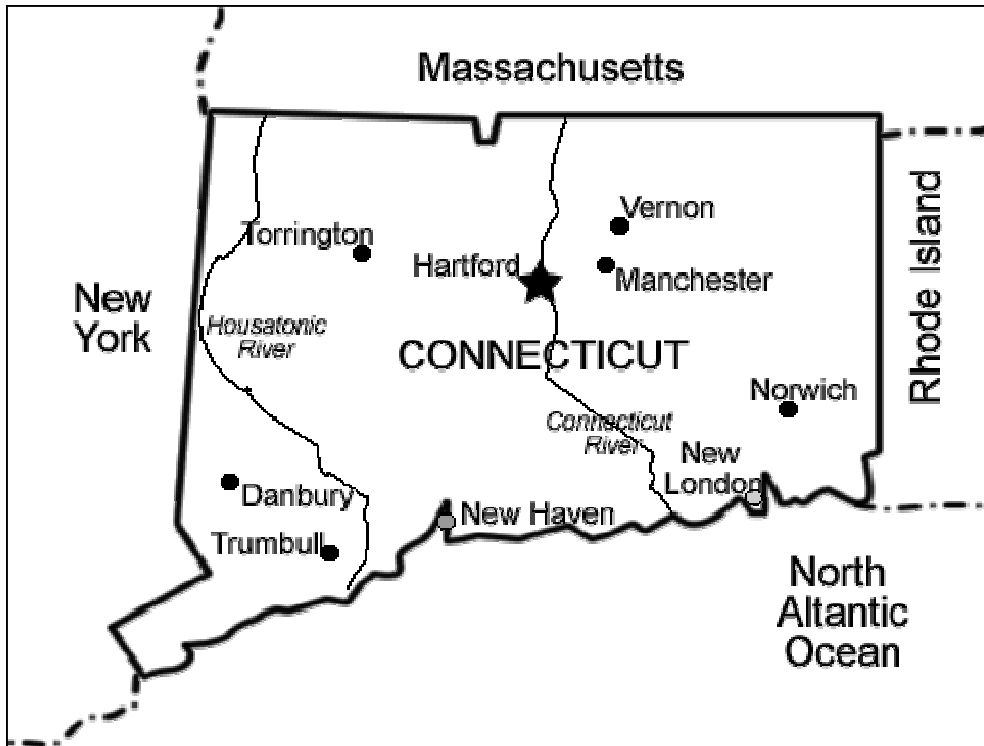
COLOR KEY:

- Blue- Background of flag
- White- Shield and ribbon
- Green- leaves
- Purple- grapes on the vines
- Brown- bases for the grape-vine

The official state flag of Connecticut has a banner at the bottom that states it's motto "He who transplanted sustains us" on a **white** ribbon. The vines stand for the first settlements of the English people who began to move from Massachusetts in 1630. The settlements were depicted as grapevines that had been transplanted.

Connecticut

State Outline and Symbols



KEY FOR MAP

★ = Capital


Outline the rivers in **blue**.

Color the Connecticut state **green**.

Color the other states each a different color.

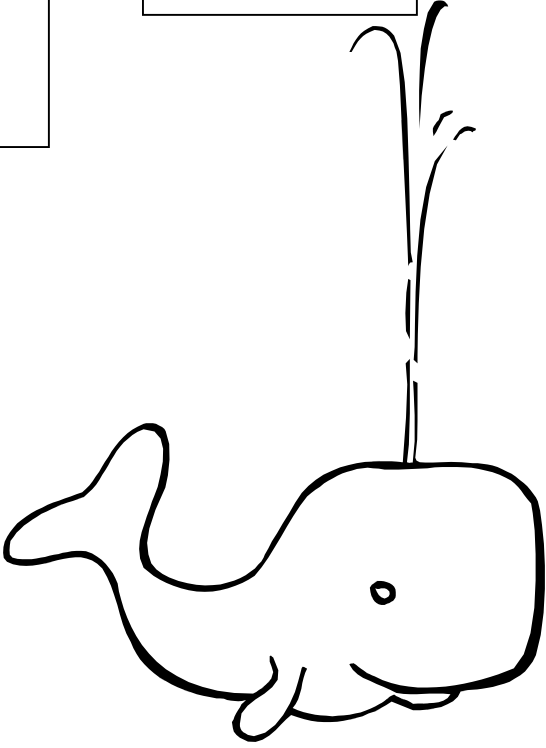

State Bird: Robin

Color the birds back feathers **gray**. His front breast is colored **red**. Color the beak and feet **yellow**.



State Flower: Mountain Laurel

Color the center of the flower **pink**. The outside petals are a **white**. The leaves are **green**.



State Animal: Sperm Whale

Color the whale **gray**.

Famous People of Connecticut

Match these famous people to their accomplishments. Listed beside their name is where they were born.

Harriet Beecher Stowe-*Litchfield, CT*

Inventor, rubber products

Charles Goodyear –*New Haven, CT*

Novelist, Uncle Tom's Cabin

George Bush-*New Haven, CT*

Created the 1st English Dictionary

P. T. Barnum-*Bethel, CT*

43rd President of United States

J. P. Morgan-*Hartford, CT*

Created the first Circus in America

Noah Webster-*West Hartford, CT*

Co-Founder of the American Ballet Theatre

Lucia Chase-*Waterbury, CT*

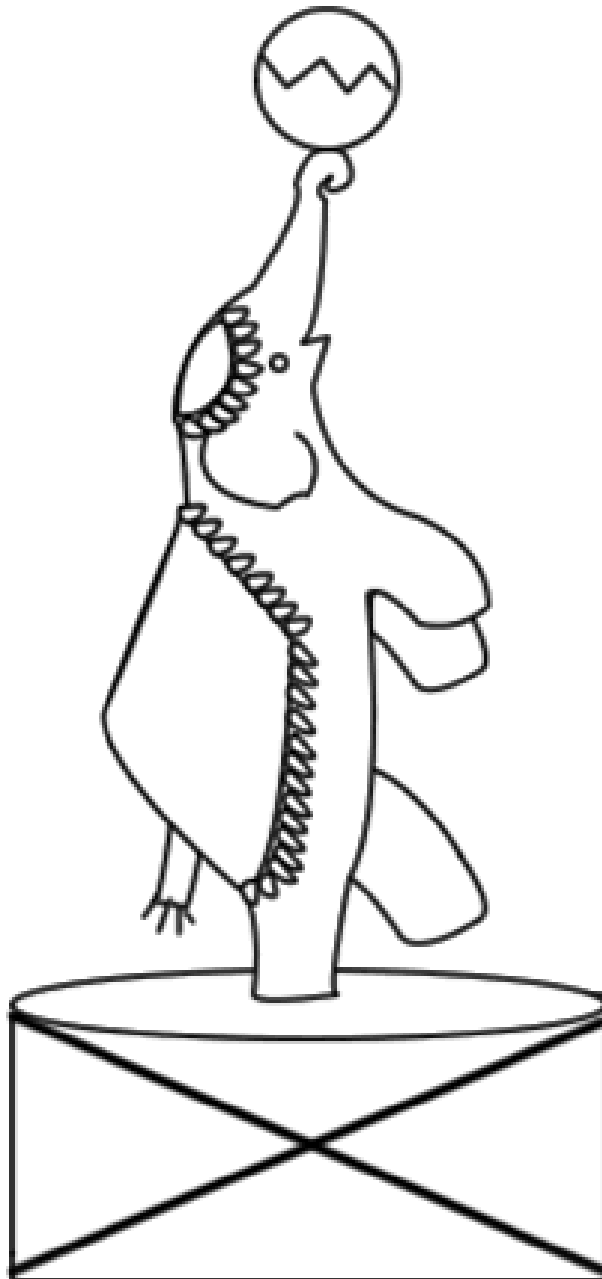
Actor– *Emmett Brown* in *Back to the Future*

Christopher Lloyd-*Stamford, CT*

Great American Banker

P. T. Barnum was born in Bethel, Connecticut. In 1842, he started a grand museum in New York which exhibited animals and people of unusual characteristics and showmanship, such as the man that can swallow a sword; oldest women in the world; and animals doing tricks. In 1884, he paired up with James Bailey and started the "Greatest Show on Earth" called the Ringling Brothers and Barnum & Bailey Circus. The shows have grown larger as the years have passed and they have a variety of activities to watch, such as lion tamers; clowns; tightrope walkers; elephants; and horses.


Color the picture below of an elephant entertaining the audience. For extra credit you can draw pictures of other animals and performers.



Connecticut has many claims to the “Firsts” in America. These include the first hamburger and pizza sold in the USA; the first 10-gallon hat; the first to pass a speed limit law and to have permanent license plates for cars..

Design your own license plate below by adding your own personal touch so that when someone looks at the license plate they will know it is yours. Usually a license plates only allows six (6) characters.

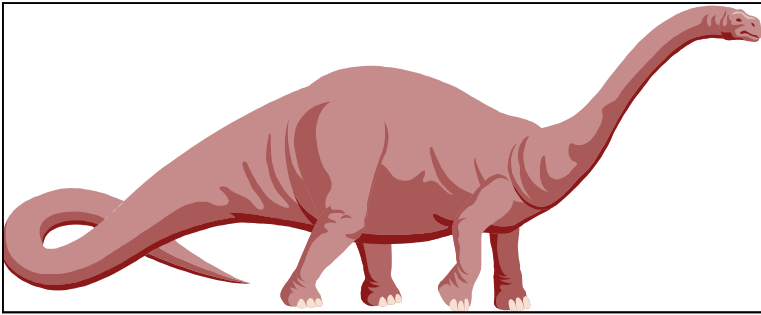
See examples below.




A large, empty rounded rectangular box with a black border, intended for the student to design their own license plate.

Connecticut has many inspiring historical sites and exhibits of nature to explore. One of these sites is the Dinosaur State Park that opened in 1968 after 2,000 dinosaur tracks were accidentally uncovered during excavation for a new state building. You can view five hundred of the tracks at the Exhibit Center.


Match the dinosaur image with it's name.




Dilophosaurus is a meat-eater that has a crest on it's head. It has two small hands and walks on two legs.



Brachiosaurus is a long-necked plant-eater. It walks on four legs and has a long tail to keep him balanced.



Stegaosaurus has a small head and is a plant-eater. He walks on four legs and has bony plates on his back and tail.




Allosaurus is a meat-eater with sharp teeth. He walks on two powerful legs and has a long sharp tail.

Samuel Clemens, known as Mark Twain, wrote the popular novels *Adventures of Huckleberry Finn* and the *Adventures of Tom Sawyer*. The Mark Twain House is located in Hartford, Connecticut.

Color the picture below. The roof is gray, the front of the house is maroon, the windows are light blue, and the wood trim is brown. Add people, cars, kites, to picture to bring it to life.



Let's learn about the Colonial Days. Color these items.



Quill and ink bottle Instead of ink pens, they used a bottle with ink and a feather pen called a quill. They dipped the end of the pointed hollow feather in the ink to write notes.




Many **weather vanes** were built on the barn roof. As the horse turns in the wind, it shows which way the wind is blowing. By knowing this, people could predict what tomorrow's weather would be.



Sundial Many colonial families could not afford to buy a clock, so they used a sundial. The shadow showed the time of day.

Candles were the only source of light. The colonists made candles by dipping string in hot wax several times.



Spinning Wheel A wooden product developed for making yarn or thread. It uses a foot-driven or hand-driven wheel with a spindle at the end.



Washboard A board having a corrugated surface on which clothes can be rubbed on to launder them clean.



Clothesline They didn't have electric dryers in colonial days. They used a string or rope attached to trees or posts to hang their laundry.



Butter Churn A wooden container, with a paddle built into the lid. It is used to stir, or churn cream into butter.

Mystery of the
STOLEN

PAINTING

Good Afternoon, "I am Tabitha Greer, the curator for the Gillette Castle". Let me begin by saying that the Gillette house was once owned by William Gillette, also known as Sherlock Holmes, the great TV detective. He personally designed the castle and most of the contents inside. The house has 24 rooms and 47 doors, no two being alike. In addition, he requested built in couches, movable tables on tracks, and oversized door-knobs. The most unique part of the castle is the all the secret passages, hidden compartments, and large doorknobs. Now lets continue through the castle so you can view some of these wonderful displays.

About the time they started down the hallway the alarms went off and the castle doors locked instantly to prevent anyone from leaving the castle.

"Don't worry the security guards will have this cleared up in a snap and we can continue our tour. I am sure it is just a glitch in the system", Said Tabitha.

A security guard appeared from around the corner pulling Tabitha aside. "Ms. Greer I feel I need to let you know that one of the paintings have been stolen out of the great room and we will need to search all the secret passages to ensure that the thief doesn't leave the castle with the painting," stated the security guard.

The groups of tourists began to complain of the inconvenience and Tabitha interrupted with a speech.

"Okay, everyone calm down it seems that we have a small situation that I am sure will be resolved soon, according to the security guard. Let's all have a seat in the study while they investigate the castle." Stated Tabitha.

Play the game and find out what painting was stolen.

Glue the below clues on a cardstock or construction paper, this will ensure that the players can not see through the paper. Cut the pieces out. Take the X piece and set it aside. Choose a random piece and place it aside, this will be the painting that was stolen. Add the X piece to the remainder of the pile and randomly place them on the various secret passage circles until all the pieces are used.



Rules of the Game

Object of the Game:

The object of the game is to go around the board and gather clues. After you gather all the clues then you can solve the mystery of which painting was stolen. Check off the paintings you view as you go around the board. The last one that is not checked will be the painting that is stolen.

Playing the Game:

Gather 3-5 players to play this game. **You will need a dice and game pieces.** Game pieces can be used from other games or as simple as different colored buttons, coins, or beads.

The game board has several secret passages that may have hidden paintings in there. You need to stop at all the secret passages in order to view the paintings. Get your pencil and detective notebook ready marking down all the clues as you visit the different areas of the house. You start the game at the starting at the door to the house, it states "start here" on the shape. During your play, you may move backwards or forwards the number on the dice you rolled. It is up to you to remember or write in your notebook the areas you have already visited. Don't forget to check off your clues as you visit a secret passage.

You must move into the secret passage circle to be able to see the clue, you **do not** have to roll the exact number. For example, if you roll a 6 and it is 4 spaces to the library secret passage then you can move directly to the bookcase check the clue and then your turn is over. You can not check the bookcase clue and then move out 2 spaces. Your turn ends when you move the spaces on the dice or enter a secret passage.

Ending the Game:

When someone wants to make a guess of what painting was stolen then they can make a guess when it is their turn. This can be immediately after they see the clue or any time during their turn. They must state "I want to solve the mystery" I think the painting that was stolen was the _____(describe the painting or show a picture of it from their detective notebook). Then they look at the answer without revealing it to the other players. If they are correct then they show the answer to everyone. If they are wrong then they are out of the game. The game continues until someone solves the mystery correctly.

Start Here

Secret Passage

This doorway is hidden in closet of the master bedroom

Secret Passage

Slide behind the passage in the library for clues

Mystery of the STOLEN PAINTING

Secret Passage


This key opens a secret door in the attic

Secret Passage

This fake window in the study leads you to a passage in the kitchen.

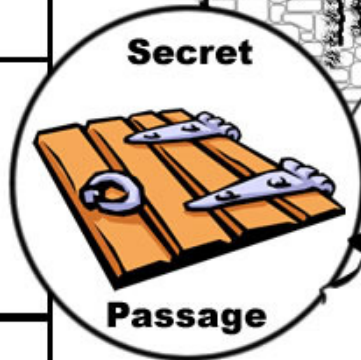
Secret Passage

This usual door knob leads you to the basement.



Deep in the cellar
this small passage
leads you to an
underground
escape

You will find this
passage hidden
in the beautiful
garden.



This passage
is hidden in
the floor of
the living
room.



This mysterious
door located
in the back of the
kitchen pantry leads
you to the study

Gillette Castle

Copy the notebook for the participants. Have them cut out the notebook and decorate the cover of the detective notebook or write their name on it.

The case of the

**Stolen
Painting**



What painting was
Stolen ?

Find the Stolen Painting.

Check off the clues you already seen.



The case of the

**Stolen
Painting**



What painting was
Stolen ?

Find the Stolen Painting.

Check off the clues you already seen.



Recipes

Requirement # 9

Bookworm Cake – Make this cake to celebrate one of the many book reading holidays. Read a New Book Month (January), Library Lovers Month (February); Dr. Seuss Day (March 2nd); or World Storytelling Day (March 20th).

Items needed:

Cake Mix (items needed as stated on the back of the box)

White Frosting

Chocolate Frosting

Gel Frosting (color to write on chocolate frosting)

Gummy Worms

Rectangular cake pan

Prepare the cake mix according to the directions listed on the back of the box. Pour the cake mix into a greased rectangular pan. Bake according to the temperature and time on the back of the box. Let cool and frost THREE sides of cake with the white frosting. Do not frost the left side of the cake that will be the spine of the book. Frost the remainder of the cake with chocolate frosting. Write the name of your favorite book or event on the top of the cake. Place a few gummy worms halfway in the white sides of the book to create bookworms in the cake. Serve at your event.

Free bookmarks, reading chart, and award certificates are available on line under the Reading Adventure patch program page. Go to www.patchworkdesigns.net

Dinosaur cupcakes fossilized

Cake mix (yellow or chocolate)

Frosting from a tub

Cupcake liners

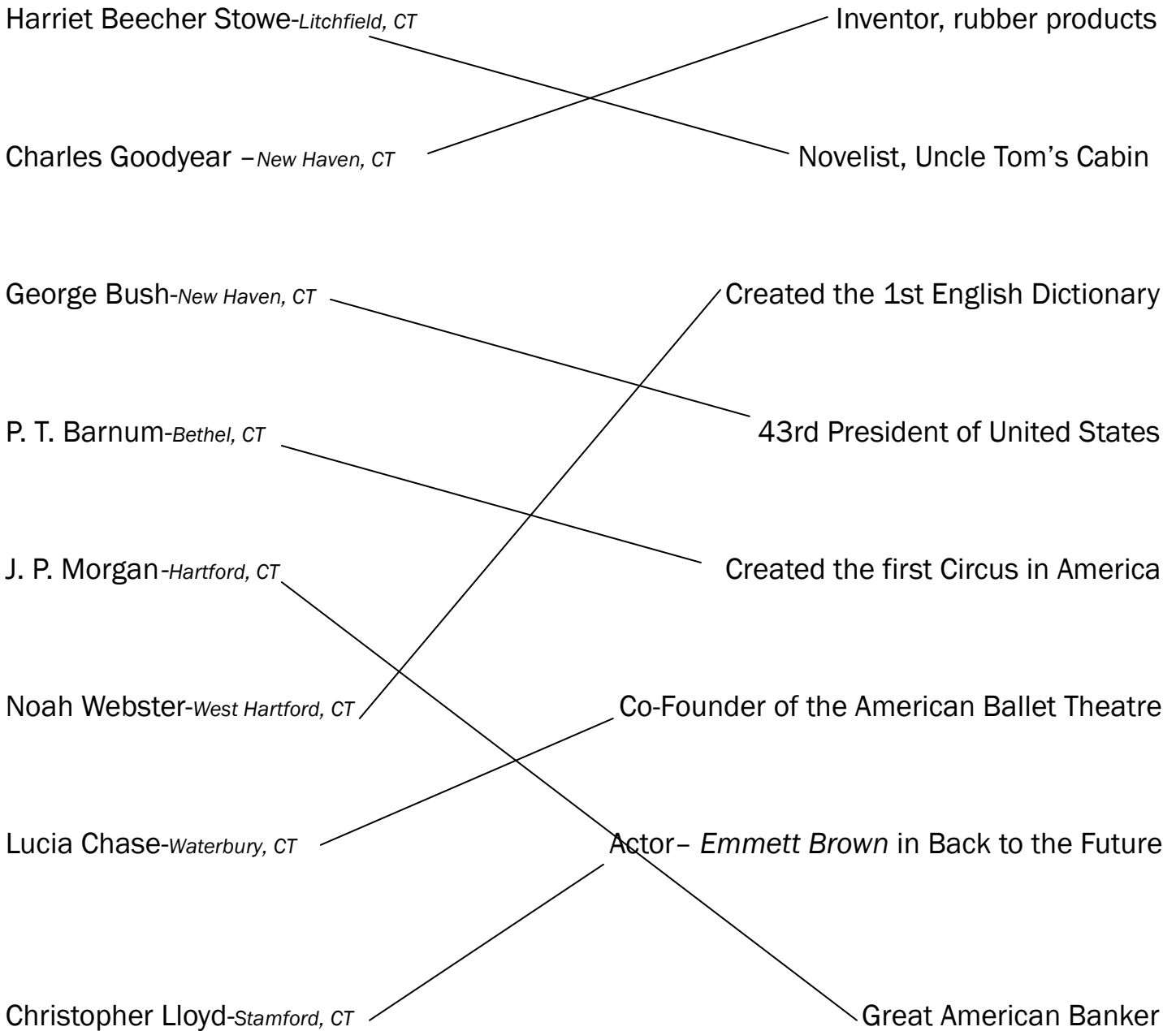
Gel tube frosting

Collect all the supplies needed for the cake mix. Create the cake mix according to the directions on the box. Let cool and frost cupcakes. Draw a footprint or image of a dinosaur on top of the cupcake.

For extra: You may wish to have print-outs of footprints or dinosaurs for them to review while drawing.

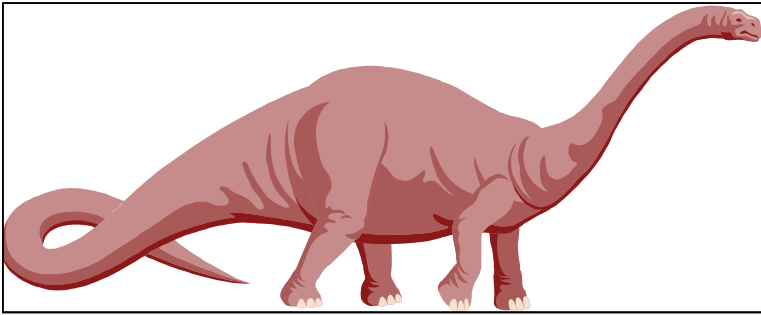
Famous People of Connecticut- ANSWERS

Match these famous people to their accomplishments. Listed beside their name is where they were born.




Match the dinosaur image with it's name.


ANSWERS




Dilophosaurus is a meat-eater that has a crest on it's head. It has two small hands and walks on two legs.



Brachiosaurus is a long-necked plant-eater. It walks on four legs and has a long tail to keep him balanced.



Stegosaurus has a small head and a plant-eater. He walks on four legs and has bony plates on his back and tail.



Allosaurus is a meat-eater with sharp teeth. He walks on two powerful legs and has a long sharp tail.

RESOURCES

Websites:

PT Barnum	http://www.ringling.com/explore/history/ptbarnum_1.aspx
PT Barnum	http://xroads.virginia.edu/~ma02/freed/Barnum/museumentrance.html
Famous People	http://en.wikipedia.org/wiki/
Luica Chase	http://encyclopedia.jrank.org/Cambridge/entries/072/Lucia-Chase.html
Dinosaur state Park	http://www.dinosaurstatepark.org/inside.html
Jurassic Era	http://www.prehistory.com/timeline/jurassic.htm
Gillette Castle	http://en.wikipedia.org/wiki/Gillette_Castle_State_Park
Gillette Castle	http://www.ct.gov/dep/cwp/view.asp?a=2716&q=325204&depNav_GID=1650
Gillette Castle	http://
Dinosaurs	http://www.enchantedlearning.com/subjects/dinosaurs
Mark twain	http://en.wikipedia.org/wiki/Mark_Twain
Connecticut	http://www.50states.com/connecti.htm
Connecticut	http://www.netstate.com/states/symb/flags/ct_flag.htm
Connecticut	http://www.thingstodo.com/states/CT/index.htm
Connecticut	http://www.ctlandmarks.org
Native American	http://www.native-languages.org/connecticut.htm

Patchwork Designs, Inc.

ORDER FORM

Please complete this form and mail or fax it to:

Patchwork Designs, Inc.

8421 Churchside Drive
Gainesville, VA 20155

(703) 743-9948 PHONE

(703) 743-9942 FAX

You can add any additional items to this form that you may need for your event or group.

Name _____

Address _____

City _____ State _____ Zip _____

Phone () _____ Referred By: _____

Email Address: _____

Discover/MasterCard/Visa# _____ - _____ - _____ or Check # _____

Expiration Date: _____ Have you ordered before? _____

Item #	Description	Quantity	Unit Price	Total Price
Connect	Connecticut Patch		\$1.75	\$
				\$
				\$
				\$
				\$
			\$	\$
			\$	\$
			\$	\$
			\$	\$
			\$	\$
			\$	\$
SUBTOTAL				\$
Regular Shipping & Handling (view chart)				\$
Special Shipping (next day, priority mail etc)				\$
TOTAL ENCLOSED				\$



**Patch and Program Created
By:
Cheryle Oandasan**

8421 Churchside Drive
Gainesville, VA 20155
Phone: 703-743-9948
Fax: 703-743-9942
E-mail: orders@patchworkdesigns.net

WWW.PATCHWORKDESIGNS.NET

If you would prefer Priority Mail, please add \$2.00 to the \$4.99 or above shipping category.

Next day service is an average cost of \$28.00 (USPS determines the pricing according to the zone and weight.)

Patches	
1-5	\$3.55
6-20	\$4.99
21-30	\$5.99
31-50	\$6.50
51-70	\$6.99
71-100	\$9.55
101-150	\$10.55
151-200	\$13.00
201-400	\$15.99
401-500	\$17.50
Over 500	Contact us for pricing

Kits or Manuals (shipped Priority Mail)	
1	\$6.99
2	\$9.25
3-5	\$10.75
6-8	\$12.75
10-12	\$15.75
13-20	\$22.25
21-23	\$24.00
Over 24	Contact us for pricing

Kits and manuals range from 30 to 62 pages in length (except the Patch Program Book, that is over 100). Therefore if you are ordering more than 2 kits or manuals, please use the above shipping chart. Patches, bracelet kits, and stamps can be added to any order falling within that price range. Otherwise, use the highest shipping amount on the chart according to the items ordered.