

# OREGON

## TABLE OF CONTENTS

<b>ABOUT THIS KIT</b>	<b>4</b>
<b>OREGON JOURNAL</b>	<b>5-18</b>
<b>ANSWERS</b>	<b>19</b>
<b>PATCH PROGRAM</b>	<b>2-3</b>
<b>CITES NOTED</b>	<b>20</b>
<b>ORDER FORM</b>	<b>21-22</b>

## ABOUT THIS 'HISTORICALLY SPEAKING' KIT

This **kit** was created to assist you or your group in completing the 'Oregon Patch Program.'

**Kit** are books written to specifically meet each requirement in a state's patch program and help individuals earn the associated patch.

All of the information has been researched for you already and collected into one place.

Included are maps, crafts, games, stories, recipes, coloring sheets, songs, language sheets, and other educational

information. These materials can be reproduced and distributed to the individuals completing the program.

Any other use of these programs and the materials contained in them is in direct violation of copyright laws.

If you have any questions, please feel free to contact Patchwork Designs, Inc. using any of the methods listed below.



## ORDERING AND CONTACT INFORMATION

After completing the 'Oregon Patch Program', you may order the patch through Patchwork Designs, Incorporated. You may place your order in one of the following ways:

### Mail

*Checks and Money Order:*  
Please send checks and money orders, payable to Patchwork Designs, Inc. to:  
Patchwork Designs, Inc.  
8421 Churchside Drive  
Gainesville, VA 20155

### Phone

*Credit Card*  
Telephone your MasterCard or Visa order to (703)743-9948. Leave your order and credit card number on our secure line.

### Fax

Using these same card types, you may also fax your order to (703) 743-9942.

### Email your questions at:

[orders@patchworkdesigns.net](mailto:orders@patchworkdesigns.net)

### Online Store

Effective November 2006, customers may also order online through Patchwork Designs' website at:  
[www.patchworkdesigns.net](http://www.patchworkdesigns.net)

All information is secure.

**WRITTEN BY  
CHERYLE OANDASAN**  
EDITED BY KIRK RAYMOND

©COPYRIGHT © 2007/  
REVISED 2012

ALL TEXT, GRAPHICS,  
AUDIO, DESIGN, SOFTWARE OF AND OTHER  
WORKS ARE THE COPYRIGHTED WORKS OF  
PATCHWORK DESIGNS,  
INC.

ALL RIGHTS  
RESERVED.

# Historically Speaking Oregon Requirements

Complete 3 requirements to earn the patch

1. Oregon is the 33rd state that entered into the United States union. Did you know that they are the only state that has an official state nut? Locate the state on a map of the United States. Identify the state flower, flag and bird.



2. The Nez Perce tribe was the first Native Americans in Oregon to tame and ride horses. Choose a tribe to learn more about. What type of housing did they use? What region of Oregon did they live in? For extra, create an art project depicting the Native American culture. Examples of tribes are: Tillamook, Shasta, Coos, Alsea, and Nez Perce.

3. Beverly Cleary, author of over 30 books, was born in McMinnville, Oregon. Research two famous people that resided in Oregon. What did they accomplish? Some examples are: Alfred Gilbert, Herbert Hoover, Ginger Rogers, Jane Powell, and Sacagawea.



4. Choose a region to explore and complete an outdoor activity. Examples are swimming, fishing, water sports, winter sports, camping, horseback riding, and golfing. Make sure you have the proper training and equipment before you go on your adventure. If you cannot go on an adventure, you can draw a picture of yourself in the outdoors.

5. In Portland Oregon, the largest log cabin in the world was built to honor the Lewis and Clark expedition. Oregon has a variety of attractions including historical sites and museums to visit and discover. Choose one to visit or learn more about. Examples are Astoria Column, Columbia River Maritime Museums, Gorge Discovery Center, High Desert Museum, and Portland's Children's Museums.



6. The Oregon Trail was route that pioneers took to receive free land or look for gold. How long was the trip? How many miles? What type of supplies did they need to bring? What type of transportation did they use? **Play the Oregon trail game located in our kit.**

7. There are almost 28 million acres of forest in Oregon. Therefore, it should be no surprise that there are over 170 parks to visit in Oregon. Visit one of the state or public parks, zoos or aquariums of Oregon. Participate in a park program, observe wildlife, collect litter in the parks, have an animal or leaf scavenger hunt, OR take a nature hike to study the flowers, trees, and animals in your area.




8. Oregon has more ghost towns than any other state. What is a ghost town? Research a location of one in Oregon and find out what the site was used for before it became a ghost town. Examples are: mining, camps, logging, or forts.

9. Some famous festivals in Oregon are: Winterfest, Pow wow's, Asian Cultural Event, Kite Festival and Art in Bloom Festival. Find out more about other festivals in Oregon. Find out where and when they are celebrated. For fun you can have a pretend festival or create a craft representing this festival.



10. In 1907, Julia Hoffman founded the Oregon Art and Crafts College located in Portland, Oregon. From wood working to hand modeled sculptures, the artistic crafts made in Oregon are a wonder to cherish for years to come. Try your hand at making a craft of your own or attend an art program in Oregon. Examples are painting, photography, jewelry, drawing, sewing OR pottery.



11. Oregon borders the Pacific Ocean. Learn more about the ocean and the animals, seashells, or plants that can be found there. You can complete this activity by visiting the aquarium or museum, completing a program about sea animals, browsing through books or internet, or visiting a beach.

12. In 1803, Thomas Jefferson asked Meriwether Lewis to be the expedition leader to explore the land of the west. Lewis asked William Clark to join him and many others to be a team along the journey. As a result, they reached Oregon City and the Pacific Ocean. Learn more about the expedition or one of the travelers.



13. Crater lake is the deepest lake in the united States. It lies in a crater of an extinct volcano. How deep is it? Where is it located?

14. Many pioneers traveled across country in a wagon to explore the west. Learn more about the pioneers or covered wagons. What is a pioneer? What type of clothing did they wear? How was the wagon constructed to help pull the supplies? For extra create a craft or drawing about one of these topics.

## DETAILED OUTLINE OF KIT

Page 5- Front cover of Oregon Journal.

Page 6- Picture of Oregon's flag and map of the United States of America. REQUIREMENT # 1

Page 7 - State outline, bird, flower and animal are on this page. REQUIREMENT # 1

Page 8 - Ocean animals and a brief description. Color the animals according to the directions.

REQUIREMENT #11

Page 9 - Famous People. Match the famous people to their accomplishment. REQUIREMENT # 3

Page 10– Scavenger Hunt. Use this page to visit the outdoors and hunt for leaves, animals, and flowers. REQUIREMENT # 7

Page 11 - Pioneers. Information about the pioneers and transportation. REQUIREMENT # 6 or #14

Page 12 - Covered Wagon. Information about the covered wagon structure. REQUIREMENT # 14

Page 13– Sacagawea Timeline. Color the picture of Sacagawea and learn about her life.

REQUIREMENT#12

Page 14-18-The Oregon Trail Game. Included on these pages are game board, cards, and directions. REQUIREMENT #6 and #14

Page 19– Answers to Famous People worksheet.

Page 20– Resources

Included in the kit are items to complete the following requirements #1, #3, #6, #7, #11, #12, and#13. Choose items for the participants to complete according to their age level or interests.



Name: \_\_\_\_\_

# MY OREGON JOURNAL




Oregon is nicknamed "The Beaver State". The hazelnut is its official state nut, no other state has an official state nut. **Locate Oregon, the 33rd state, on a USA map Color it GREEN.**



**Crater Lake** is located in Southern Oregon near the Cascade Mountain Range. It is 1,943 feet and the deepest lake in the United States.

**Oregon's Flag**

STATE OF OREGON



1859

**Color Key**

The background of the flag is **blue** and all of the other items are yellow.

- The only state flag with different pictures on each side of the flag.
- The front of the flag is shown. The other side pictures a beaver.
- The stars on the front represent the number of states in 1859.

State Outline and Symbols

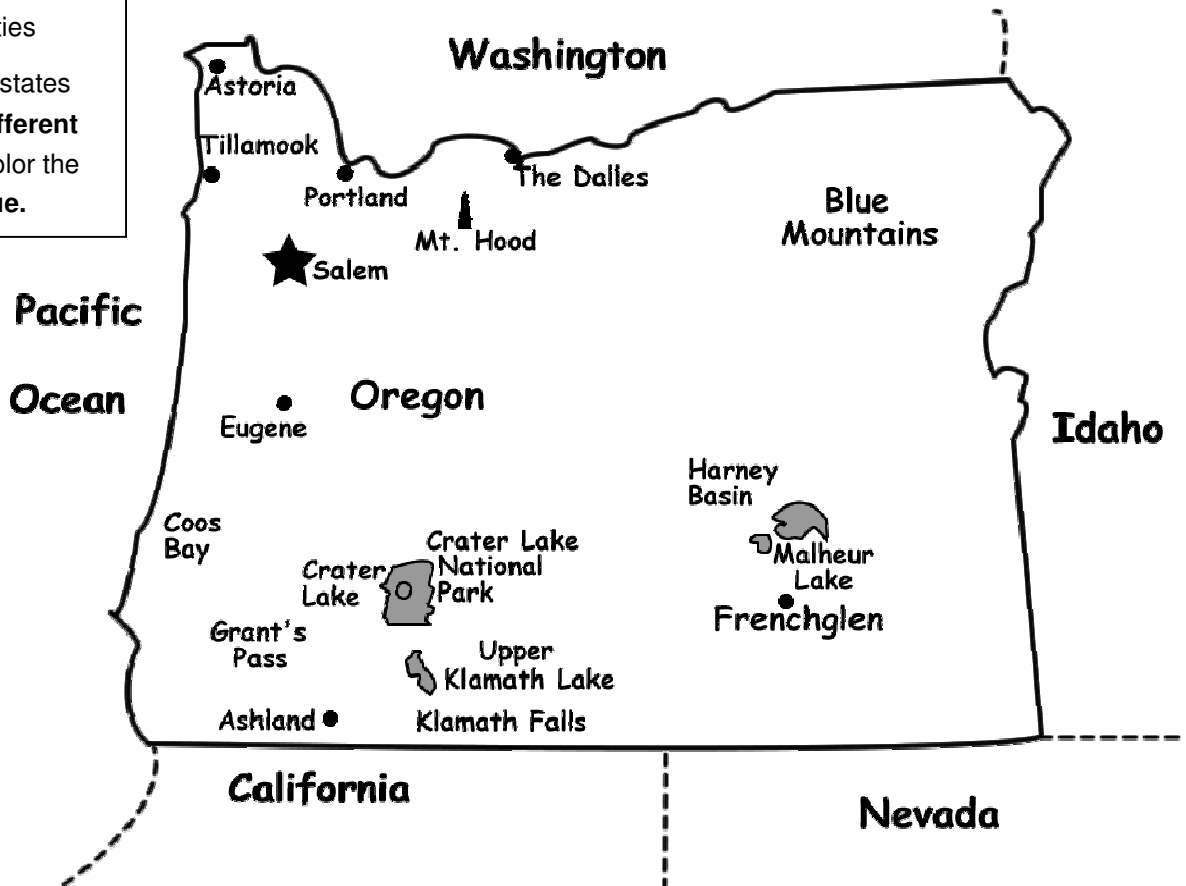
"The Beaver State"

KEY FOR MAP

★ = Capital

● = Cities

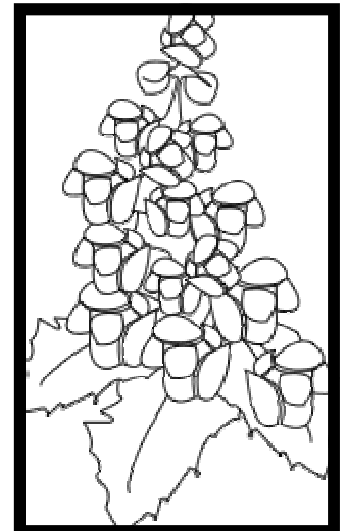
Color the states each a **different color**. Color the ocean **blue**.



*Western Meadowlark, Oregon's State Bird.* This bird's feathers are **gray** on top and the feathers underneath are **yellow**. Color the beak is **yellow** and the feet **black**. The branch is **brown**.



Oregon Grape, Oregon's State Flower. Color the flower **yellow** and the leaves and stem **green**.




*Beaver, Oregon's State Animal*  
Did you know that the beaver uses his tail to help navigate through the lake? Color the fur **light brown** and the tail **brown**. The lake should be **blue**. The trees and shrubs are **green**. The mountains




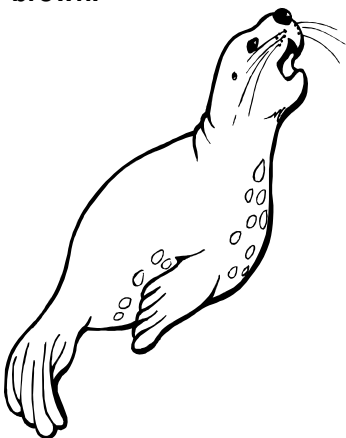
# Ocean Animals

Color the ocean animals that reside In the Pacific Ocean.


The Orca (commonly known as the Killer Whale) is a toothed whale, the largest member of the dolphin family.



Sea Lions are found on the coast of Oregon. They have large flippers that they use to “walk” on land. **Color it brown.**



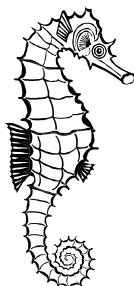

Octopus has eight feet. They have suction cups on their arms. They can change their skin color in a split second to blend into the background. **Color the octopus any color you like.**



Sea Otters live along the Pacific coasts and kelp beds. They are a protected species due to over hunting. They like to sleep and rest on their back. **Color it brown.**

Crabs are 10-legged animals that walk sideways.


**Color it red OR brown.**



Sea horses are small fish that have armored plates all over their body.

**Color the seahorse brown.**

Sea stars, another name for starfish, are animals that live on the ocean floor. **Color it tan.**





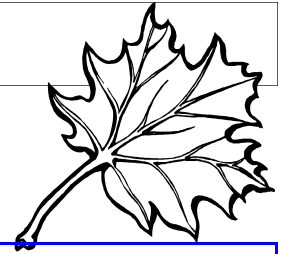
## Famous People

Match the name of the famous person that resided in Oregon to what they accomplished.

Herbert Hoover	Reporter and Correspondent for Dateline NBC
Beverly Cleary	A doctor that led the first wagon train to Oregon with more than 100 people.
Ann Curry	Writer of <i>Mouse and the Motorcycle</i> and <i>Ramona Forever</i> .
Lewis and Clark	31st President of the United States
Ginger Rogers	Animator of the television commercial "California Raisins"
Dr. Elijah White	Singer, Dancer, and Actress in <i>Hello Dolly</i>
Conde B. McCullough	Took an expedition to Oregon and explore the west
Will Vinton	Engineer that assisted in constructing hundreds of structures and five major bridges in Oregon.
Sacagawea	Native American woman that went on the expedition to Oregon with Lewis and Clark.


# Scavenger Hunt

Find 3 different leaves. Write the name of the leaf or the shape. You may also wish to draw the leaf.




1	2	3
---	---	---

Find 3 flowers. Write down the name of the flower or the color of the flower. You may also wish to draw the flower.



1	2	3
---	---	---

Find 3 animals or signs of animals. Signs of animals can be footprints or habitats. Write or draw what you found.



1	2	3
---	---	---

## Pioneers

Pioneers are people who travel into an unknown land to settle there. By doing this, they lead the way for others to follow. These pioneers took a wagon across country to Oregon, 2,000 miles away. It took them 3-4 months to get there and they could only take food, clothing, and tools in their wagon. Since the wagon was full with supplies sometimes they had to walk during the day as the ox pulled the wagon across the trail. ***Play the Oregon trail game to learn more.*** Everyday wear for men usually consisted of a pair of overalls with a button opening. The shirt had sleeves that were gathered into a cuff. The clothing was homemade and very rough to touch. Women had to wear long sleeves and skirts that went down to their ankles. They covered their heads with a little cap. The dresses and skirts were all made at home, and were usually very plain, some were made of gingham (checked) or calico (small flowers) material. Women and girls wore aprons too, because they spent so much time cooking and preserving foods.

***Color the pioneers.***




## The Covered Wagon or Prairie Schooner

Arches of wood were created to hold up the canvas roof.

Most pioneers chose oxen to pull the wagon because they were strong.

There were drawstrings on the back and front of the wagon to close off the wagon from the dust on the trail.

They left markings along the trail to help the next pioneers coming through next. There was a guide book they used to get along the trail



The wagon was 4 feet wide and 10 feet long made out of wood. It cost about \$110 and could carry 2,000 lbs.


The front wheels of the wagon were smaller than the back wheels. This helped them turn the wheels quickly.

To keep the rain from soaking through the cloth of the roof they rubbed linseed oil on it to create a waterproof barrier.

There were hooks on the arches of the roof to hang tools, pots and pans.

They headed west to get free land for their family or search for gold.

## Draw a picture of Someone on the Oregon Trail



## Sacagawea Timeline

Sacagawea was born in the **late 1700's**.

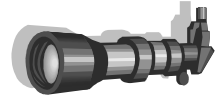
**In 1801**, she married Toussaint Charbonneau. She spoke Shoshone and Hidatsa Native American language.



**On November 3, 1804**, Lewis and Clark accepts Sacagawea and her husband offers to interpreter along the Lewis and Clark expedition out west. She helped point out food and medicine plants along the journey as well. Sacagawea was 16 at the time and the only woman on the expedition to Oregon Country.



**February 11, 1805** she gives birth to Jean Baptiste. Clark nicknames him "pompoy" because he was so active. Her being with Lewis and Clark help the Native Americans trust them. They brought many presents to them as well to show their friendly nature such as mirrors, knives, face paint, sewing needles, scissors, bright cloth and ribbons.



**May 16, 1805**, one of the boats tips over and Sacagawea saves the most important possessions including a telescope, microscope, important papers, compass, and thermometer.



**August 12, 1805**, she recognizes Beaverhead Rock and knows it is close to Shoshone camp where they will purchase horses for the expedition. When they arrive she is reunited with her long lost brother Camelhair, the chief.

**November 8, 1805** they see the Pacific Ocean.

**November 24, 1805** she was allowed to vote on where to build the winter quarters.



**March 22, 1806** they started back. Clark called her his "pilot" as she led them through the Shoshone trails she had traveled as a child.

**May 11, 1806** they meet up with Nez Perce chiefs and Sacagawea interprets.

**August 17, 1806** Sacagawea and her family leave the expedition. Her husband was paid \$500.33 and 320 acres of land. The expedition lasted 2 years Clark offers to take of their child if ever needed.

**1812**– She gives birth to a daughter, Lisette.

**December 20, 1812**– Sacagawea died in South Dakota. Clark legally adopted her two children and raised them as his own.

**Color the picture of Sacagawea.**

## The Oregon Trail Game

You will need a **dice** and **game markers** to move around the board. Markers can be coins, buttons, or pieces from other games. Make sure each piece is different for each player.

*3-4 players needed*

Connect the two board pieces together with tape. If you would like to color the board you may.

2. Cut out the item cards and give each player **four** cards. One food, one tool, one animal, and one clothing card. Place the remainder of the cards on the board where it states "Item Cards."

3. Cut out the item and "give and take" cards and place them on the board where it states the correct names.

4. Start of the game: Each pioneer packed their wagons or "prairie schooners" with the essential items needed for their journey. Each player will receive essential cards or "item cards" for their journey as well. Remember most of the items on the wagons were not luxury items but essentials like tools, food, and clothing needed to make it on the 3-5 month journey.

Everyone should place their game pieces on the start box. The youngest player goes first. They roll the dice and move the number of spaces they rolled.

They can move on the spaces backwards or forwards in order to earn cards or trade. They can not move to the END spot until they have one food card, one tool, and one clothing. When they have these items then they can make it to Oregon safely.

5. "Give and Take" Cards (Wagon Spaces) on the board: When you land on a wagon space then the participants draw a wagon card. The cards tell them whether they are picking up items along the trail that were discarded by pioneers along the way or if they lose something off the wagon by traveling through the mud or river.

6. "Trade" Spaces on the board: When a participant lands on this space they can trade cards with the bank or any other player. They can only trade one card per turn but can ask each player until someone trades with them. Example: "Sally will you trade a food card for my tool card." Sally does not have to trade but if she needs a tool card she should. When you land on this space you also have the option to not trade any of your cards, especially if you already have the cards you need.

7. Winning the Game: When a participant has One food, One tool, One animal, and One clothing card. Then they need to try and make it to the END spot without losing any of their needed cards. As a result, they made it safe to Oregon with all their items they need to start their new home. You can continue to play until all the players have made it to Oregon or start a new game.

You will need to make at least **four copies** of this page for the game board. Cut each card out and place it on the game board on the spot marked "item" cards. If they land on a wagon then they can pull a card from the pile to add to their "wagon".





You will need to make at least **two copies** of this page for the game board. Cut each card out and place it on the game board on the spot marked "give and take" cards. Once the player has read the card they will need to place it on the bottom of the pile.

**You hit a bump and one of the items fell off your wagon.**

**You overpacked and your wagon is weighed down. Throw something out. Get rid of one item card.**

**Your wagon wheel got caught in the mud. You need to get rid of two items.**

**A pioneer stopped to help you round up your lost cattle. Take one item card.**

**You have to go through a stream. Your wagon is too full, get rid of one item.**

**A Native American helped get your wagon out of mud. Take one item card.**

**One of your cattle wandered off. You need to trade one of your cards in for a new one.**

**You met a friendly pioneer family on the trail. They offered you some needed items. Take one card.**

**Give and Take  
CARDS**



**Start Here**  
MISSOURI



**The Oregon  
Trail Game**



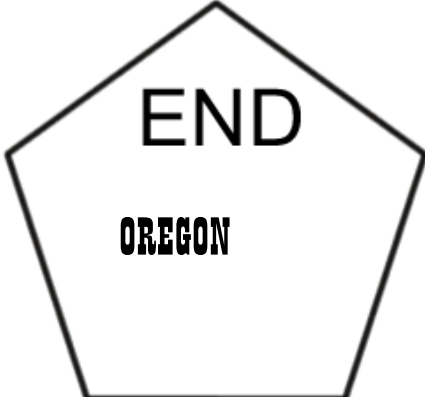
**Trade**

**Trade**





**Trade**







# TRADING CARDS




**Trade**



**Trade**



**Trade**



## Famous People-ANSWERS

Match the name of the famous person that resided in Oregon to what they accomplished.

<b>PERSON</b>	<b>ACCOMPLISHMENT</b>
Herbert Hoover	31st President of the United States
Beverly Cleary	Writer of <i>Mouse and the Motorcycle</i> and <i>Ramona Forever</i> .
Ann Curry	Reporter and Correspondent for Dateline NBC
Lewis and Clark	Took an expedition to Oregon and explore the west
Ginger Rogers	Singer, Dancer, and Actress in <i>Hello Dolly</i>
Dr. Elijah White	A doctor that led the first wagon train to Oregon with more than 100 people.
Conde B. McCullough	Engineer that assisted in constructing hundreds of structures and five major bridges in Oregon.
Will Vinton	Animator of the television commercial "California Raisins"
Sacagawea	Native American woman that went on the expedition to Oregon with Lewis and Clark.

**RESOURCES****Books**

- Daily Life in a Covered Wagon by Paul Erickson
- US History Famous Events by Teacher Created Materials
- My First Pocket Guide to Oregon by Carole Marsh

**Internet**

- Supplies for the Oregon Trail <http://library.thinkquest.org/CR0210182/supplies.html>
- The Oregon Trail <http://www.isu.edu/%7Etrnmich/Conclusions.html>
- Map <http://www.historyglobe.com/ot/otmap1.htm>
- Lewis and Clark Expedition [http://www.nationalgeographic.com/lewisandclark/resources\\_timeline\\_1806.html](http://www.nationalgeographic.com/lewisandclark/resources_timeline_1806.html)
- Sacagawea <http://womenshistory.about.com/od/sacagawea/a/sacagawea.htm>
- Facts about Oregon [www.50states.com/facts/oregon.htm](http://www.50states.com/facts/oregon.htm)
- Native Americans of Oregon [www.chenowith.k12.or.us/tech/subject/social/natam\\_or.html](http://www.chenowith.k12.or.us/tech/subject/social/natam_or.html)
- Sea Animals <http://www.enchantedlearning.com/subjects/mammals/weasel/Seaotterprintout.shtml>
- Lewis and Clark <http://www.pbs.org/lewisandclark/inside/saca.html>
- Famous People <http://bluebook.state.or.us/notable/nothome3.htm>
- Ghost Towns [http://www.oregon.com/history/ghost\\_towns.cfm](http://www.oregon.com/history/ghost_towns.cfm)
- Art of Oregon <http://www.artoforegon.com/catalog/index.php?cPath=83> <http://www.ocac.edu/>
- Festivals of Oregon <http://www.all-oregon.com/festivals.htm> <http://www.oregon.worldweb.com/Events/Festivals/>
- Lewis and Clark [http://www.lewisandclark.org/?p=lib\\_landcexp&n=landcexp](http://www.lewisandclark.org/?p=lib_landcexp&n=landcexp)

Patchwork Designs, Inc.

# ORDER FORM

Please complete this form and mail or fax it to:

**Patchwork Designs, Inc.**  
 8421 Churchside Drive  
 Gainesville, VA 20155  
 (703) 743-9948 PHONE  
 ( 703) 743-9942 FAX

You can add any additional items to this form that you may need. A Shipping Chart is located on the next page.  
 Ask for bulk rate pricing for your items.

Name \_\_\_\_\_

Address \_\_\_\_\_

City \_\_\_\_\_ State \_\_\_\_\_ Zip \_\_\_\_\_

Phone (     ) \_\_\_\_\_ Referred By: \_\_\_\_\_

Email Address: \_\_\_\_\_

Discover/MasterCard/Visa# \_\_\_\_\_ - \_\_\_\_\_ - \_\_\_\_\_ - \_\_\_\_\_ or Check # \_\_\_\_\_

Expiration Date: \_\_\_\_\_ Have you ordered before? \_\_\_\_\_

Item #	Description	Quantity	Unit Price	Total Price
Oregon	Oregon Patch		\$ 1.75	\$
			\$	\$
			\$	\$
			\$	\$
			\$	\$
			\$	\$
			\$	\$
			\$	\$
			\$	\$
			\$	\$
			\$	\$
			\$	\$
			\$	\$
SUBTOTAL				\$
Regular Shipping & Handling ( <a href="#">view chart</a> )				\$
Special Shipping (next day, priority mail etc)				\$
TOTAL ENCLOSED				\$

8421 Churchside Drive  
 Gainesville, VA 20155  
 Phone: 703-743-9948  
 Fax: 703-743-9942  
 E-mail: orders@patchworkdesigns.net

If you would prefer Priority Mail, please add \$2.00 to the \$4.99 or above shipping category.

Next day service is an average cost of \$28.00 (USPS determines the pricing according to the zone and weight.)

Patches	
1-5	\$3.55
6-20	\$4.99
21-30	\$5.99
31-50	\$6.50
51-70	\$6.99
71-100	\$9.55
101-150	\$10.55
151-200	\$13.00
201-400	\$15.99
401-500	\$17.50
Over 500	Contact us for pricing

Kits or Manuals (shipped Priority Mail)	
1	\$6.99
2	\$9.25
3-5	\$10.75
6-8	\$12.75
10-12	\$15.75
13-20	\$22.25
21-23	\$24.00
Over 24	Contact us for pricing

Kits and manuals range from 30 to 62 pages in length (except the Patch Program Book, that is over 100). Therefore if you are ordering more than 2 kits or manuals, please use the above shipping chart. Patches, bracelet kits, and stamps can be added to any order falling within that price range. Otherwise, use the highest shipping amount on the chart according to the items ordered.