


## Making a Collage and Compiling Photos



A collage is a collection of pictures to create a new picture or page. You don't have to create a collage but you can easily create a collage in your scrapbook on the scrapbook paper OR use a program on your computer, photo printing website, a digital program, or an app on your phone.

Now that you have gathered all your photos you can create a scrapbook with your photos.


**NOTE: Never post pictures online without the permission of the people that are in the picture. Some people don't like their photos online.**



## How to Use a Slide in Pocket Scrapbook

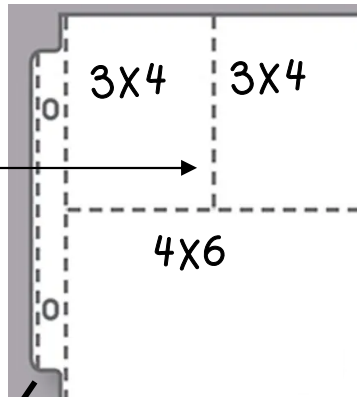
This scrapbook is perfect to complete quick and easy. Make something memorable for yourself filled with fun and happy memories. **A card or paper is included for each slot.**

**3- pocket page:** 2 slots at the top (size 3X4) and 1 (4x6) picture size located at the bottom of page



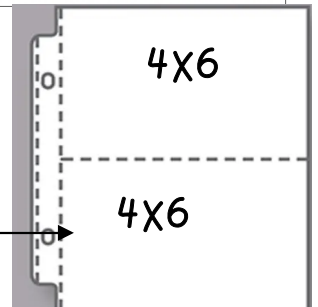
**3x4 POCKET** You can journal on the card, place a photo on the card OR use it as a guide to cut a photo to place in the spot.

You can also add fun card with a saying or decorations.



**4x6 POCKET**

You can slide a printed 4x6 photo in this slot.



EXAMPLE OF DESIGN LAYOUT

EXAMPLE OF 2 PAGE LAYOUT



You can also trim the photo or memorabilia and glue it on card. \**memorabilia*– items kept from a special event. Ticket stubs, birthday sticker, etc.

Place stickers or journal on the portion of the card that does not have a photo on it.



Memorabilia ticket